



HONDURAS

Citizen Security Analysis

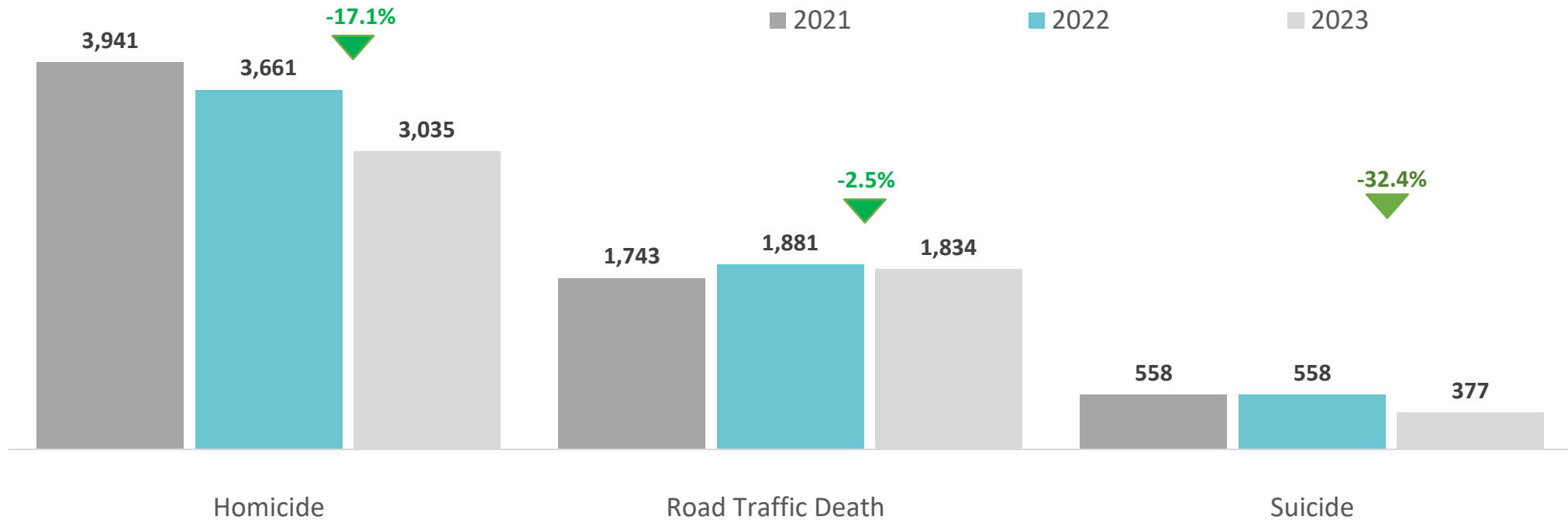
January-December 2023

Preliminary data

Prepared: January 2024

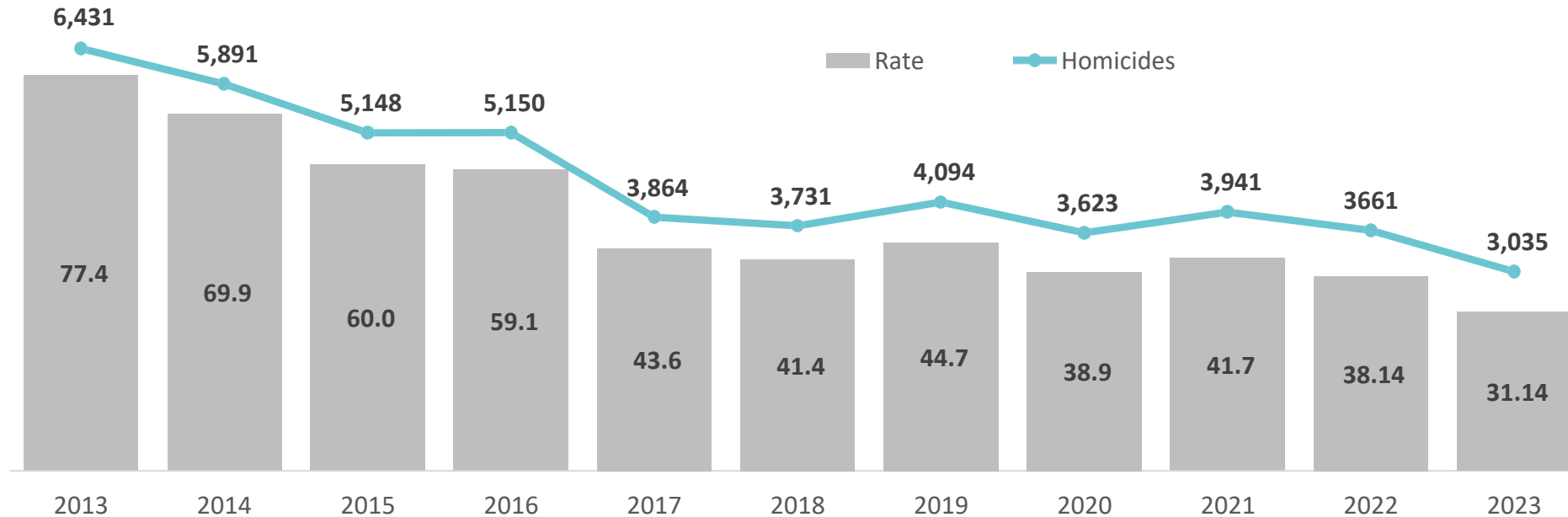
 seguridaddatosabiertos.gob.hn

January through December 2023 saw an across-the-board reduction in incidences with regard to the same period in 2022. Homicides fell 17.1 per cent (626 fewer victims). Road traffic related deaths dropped 2.5 per cent (47 fewer victims) and suicides plummeted 32.4 per cent (181 fewer victims).



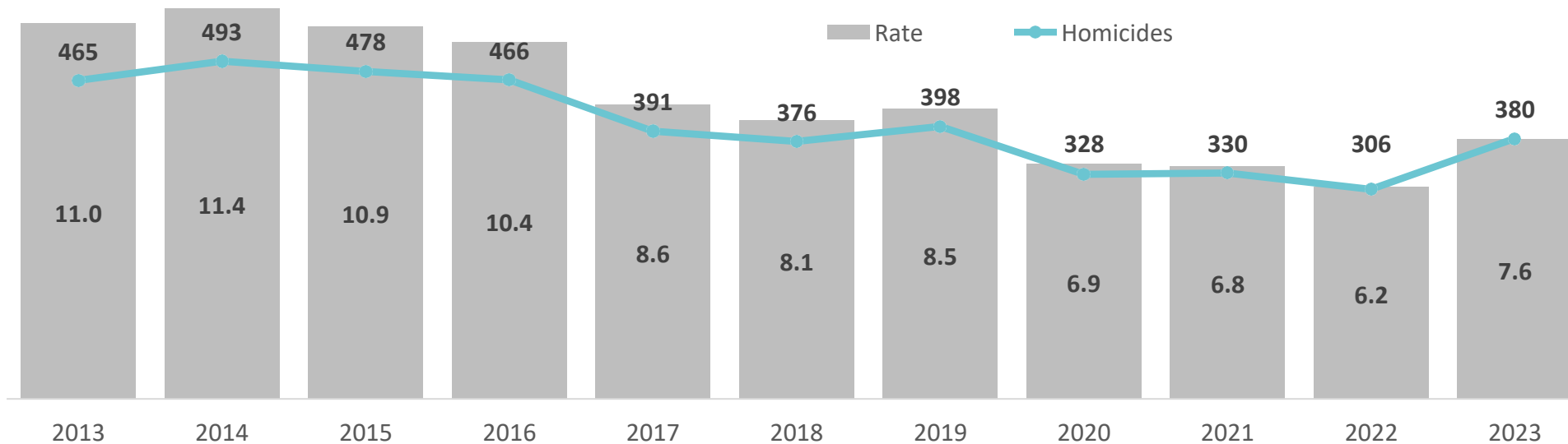
Source: Preliminary data provided by Working Group on Violent Deaths: National Police, Public Ministry/Directorate of Forensic Medicine. National Registry of Persons. Citizen Coexistence and Security Observatories. National Statistics Institute. ONV-IUDPAS/UNAH. Technical Inter-Institutional Coordination Unit (UTECI) Secretariat for Security.

At the close of 2023, preliminary figures indicate a homicide rate of 31.14 per 100,000 population, which is the lowest rate in the last decade.



Source: Technical Working Group on Violent Deaths National Police, Public Ministry/Directorate of Forensic Medicine. National Registry of Persons. Citizen Coexistence and Security Observatories. National Statistics Institute.

Preliminary figures for 2023 show a female homicide rate of 7.6 per 100,000 women, which represents an increase over the last three years (2020-2022).

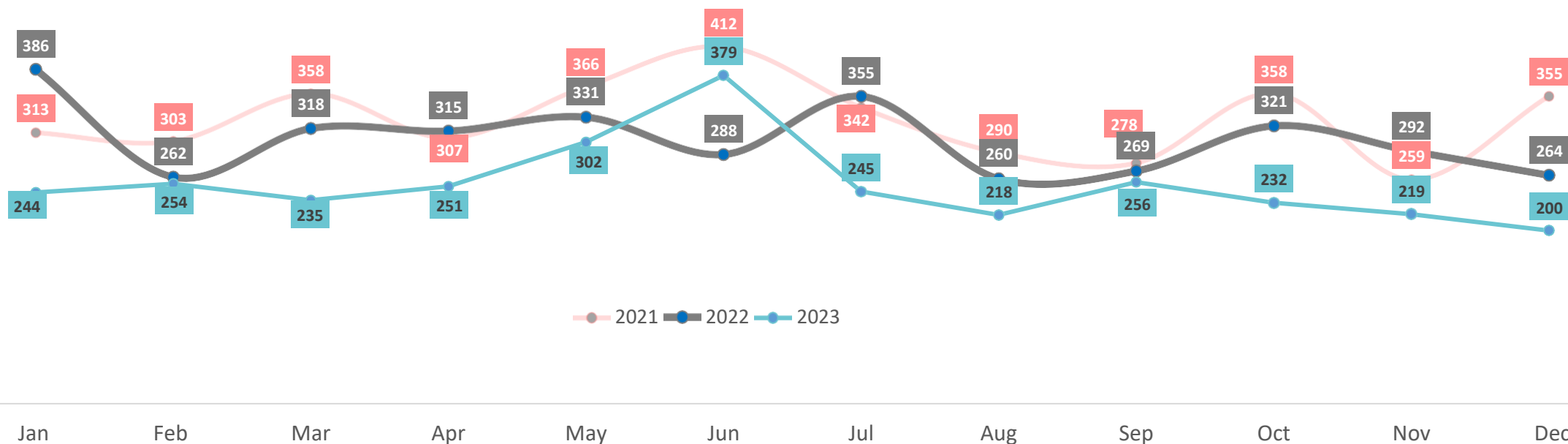


Source: Technical Working Group on Violent Deaths National Police, Public Ministry/Directorate of Forensic Medicine. National Registry of Persons. Citizen Coexistence and Security Observatories. National Statistics Institute.

Homicides

At year-end 2023, the average monthly homicide rate was 253 homicides, which is lower than the monthly average for 2021 and 2022. June had the most homicides in 2023 (379 homicides and violent deaths) accounting for 12 per cent of all such incidents in 2023.

Number of homicides by month



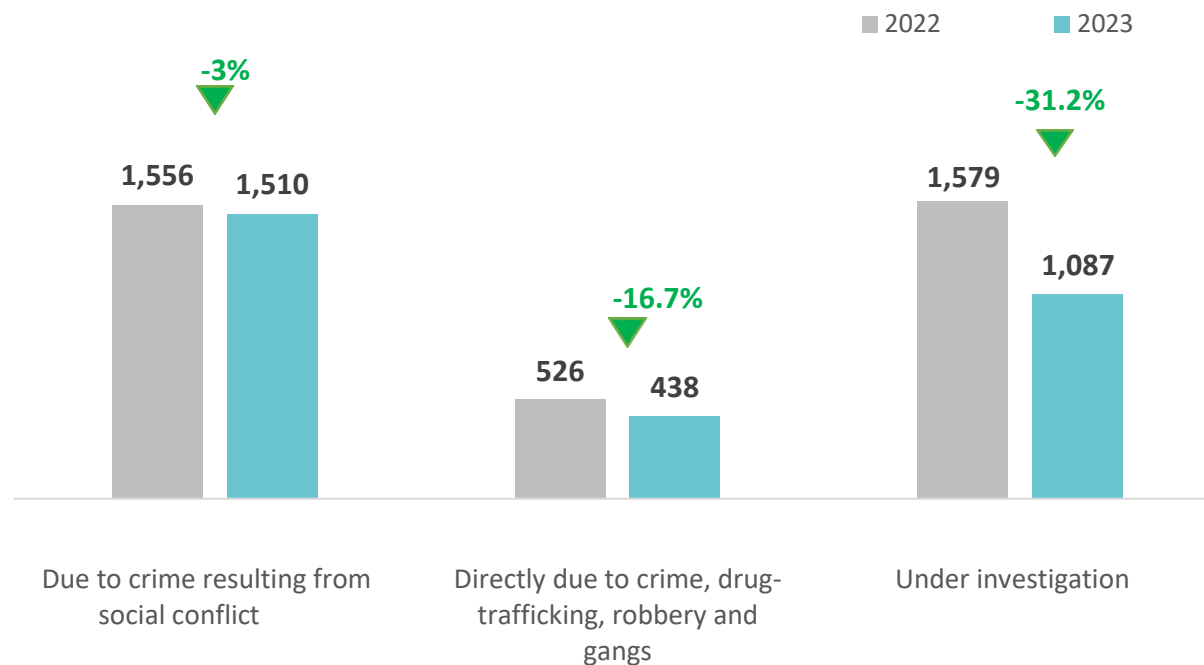
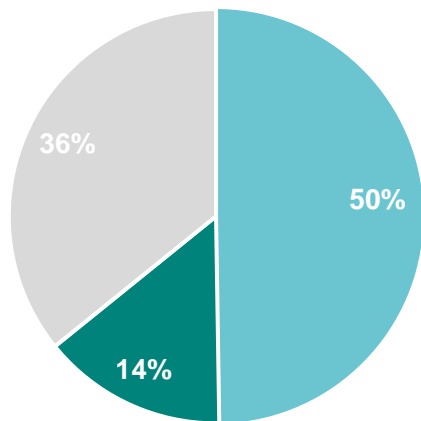
Source: Preliminary data provided by Working Group on Violent Deaths: National Police, Public Ministry/Directorate of Forensic Medicine. National Registry of Persons. Citizen Coexistence and Security Observatories. National Statistics Institute. ONV-IUDPAS/UNAH. Technical Inter-Institutional Coordination Unit (UTECI) Secretariat for Security.

According to the information that was available at the end of 2023, 50 per cent of homicides (1,510 instances) had to do with social conflict, 36 per cent (1,087 homicides) are under investigation and 14 per cent (438 homicides) of the cases are tied to crime.

As for 2022, cases under investigation dropped 31.2 per cent (492 fewer cases), cases involving social conflict slid three per cent (46 fewer victims) and instances tied to crime fell 16.7 per cent (88 fewer victims).

Homicides by category 2023

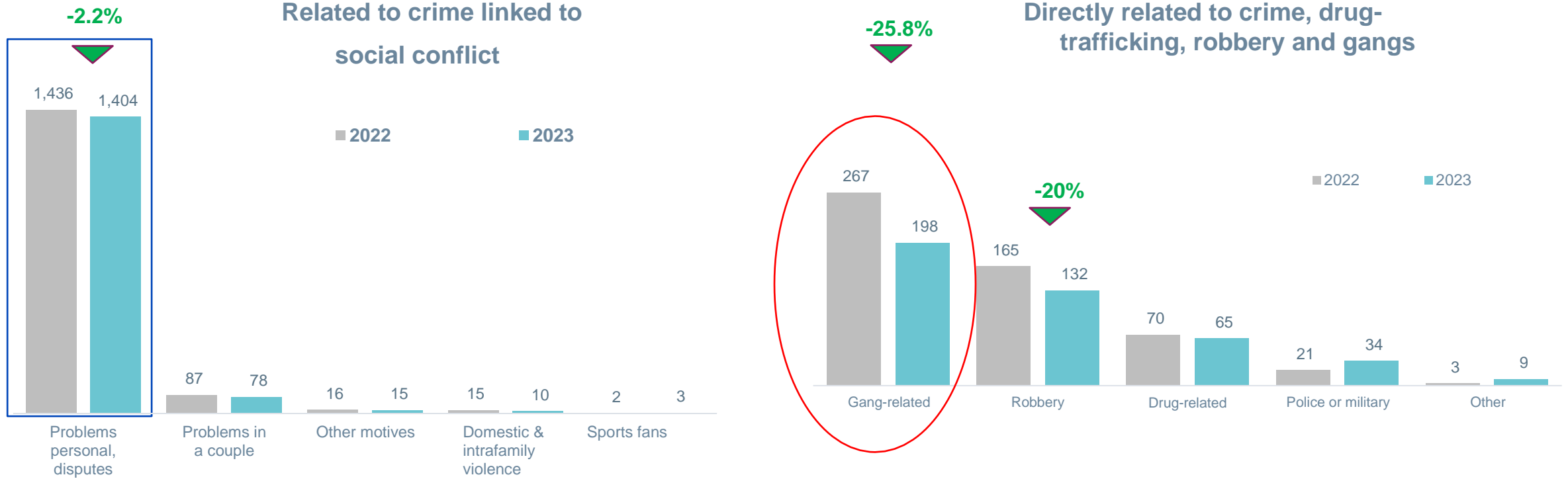
- Due to crime resulting from social conflict
- Directly due to crime, drug-trafficking, robbery and gangs
- Under investigation



Source: Preliminary data provided by Working Group on Violent Deaths: National Police, Public Ministry/Directorate of Forensic Medicine. National Registry of Persons. Citizen Coexistence and Security Observatories. National Statistics Institute. ONV-IUDPAS/UNAH. Technical Inter-Institutional Coordination Unit (UTECI) Secretariat for Security.

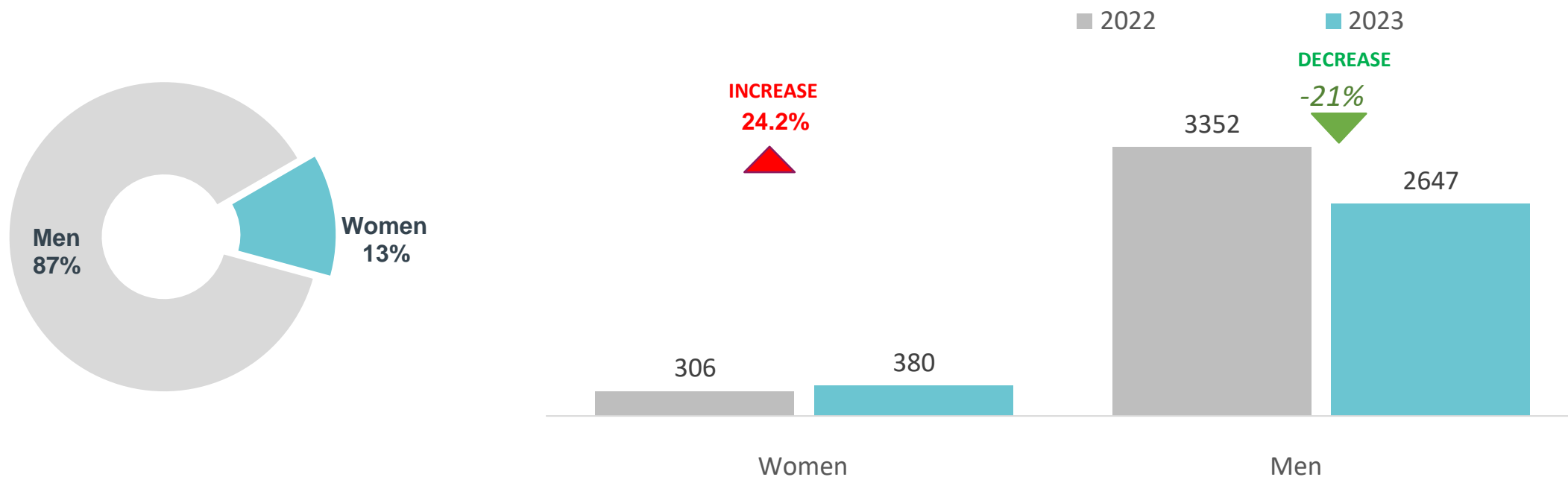
Homicides

Preliminary data at the close of 2023 shows most homicides linked to social conflict involved personal problems and disputes (1,404 homicides), registering a 2.2 per cent decrease (32 fewer victims) with regard to 2022. As for incidents tied to crime, most crimes had to do with gangs and gang activities, exhibiting a 25.8 per cent drop (69 fewer victims) and robbery, also down 20 per cent (33 fewer victims) as compared to 2022.



Source: Preliminary data provided by Working Group on Violent Deaths: National Police, Public Ministry/Directorate of Forensic Medicine. National Registry of Persons. Citizen Coexistence and Security Observatories. National Statistics Institute. ONV-IUDPAS/UNAH. Technical Inter-Institutional Coordination Unit (UTECI) Secretariat for Security.

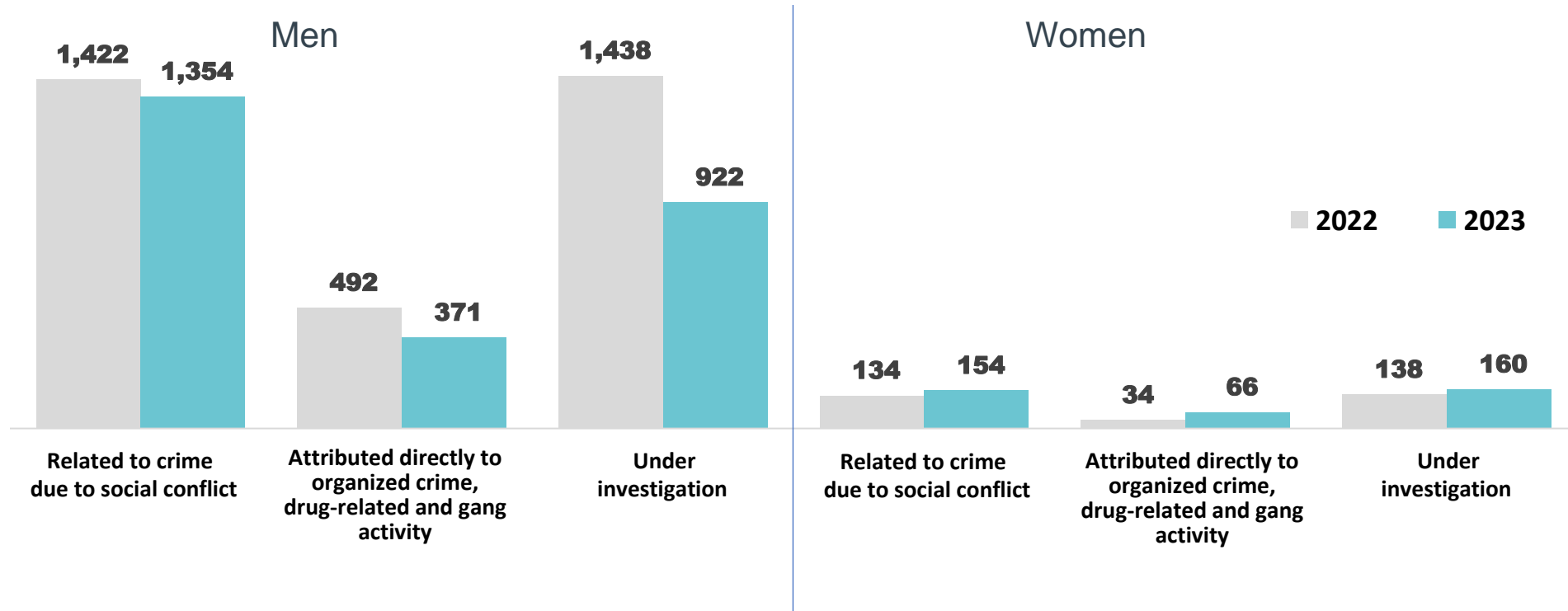
As 2023 ended, 87 per cent of homicides involved men (2,647 victims), which was 21 per cent lower (705 fewer victims) compared to 2022. As for violent deaths of women, these made up 13 per cent (380 victims) of all instances, and compared to 2022, this was a 24.2 per cent increase (74 more victims).



Source: Preliminary data provided by Working Group on Violent Deaths: National Police, Public Ministry/Directorate of Forensic Medicine. National Registry of Persons. Citizen Coexistence and Security Observatories. National Statistics Institute. ONV-IUDPAS/UNAH. Technical Inter-Institutional Coordination Unit (UTECI) Secretariat for Security.

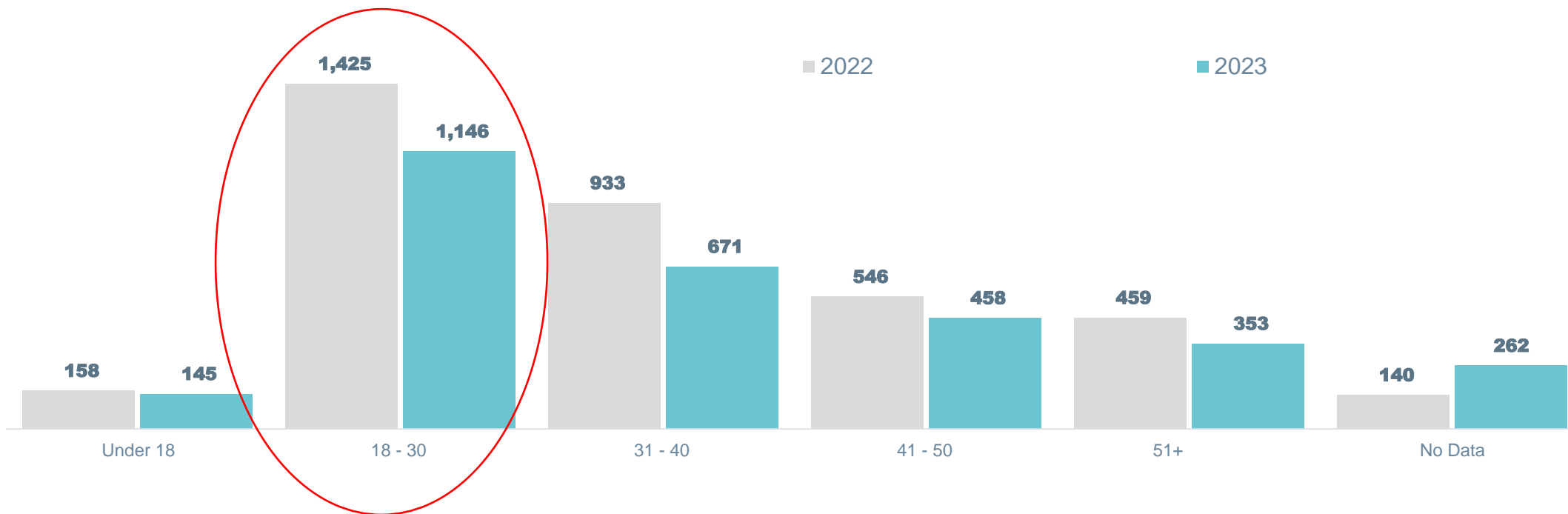
As compared to 2022 there appears to be an increase in homicides of women/femicidas per category, whereas in the case of men, there was a decrease.

*Eight cases no sex of victim identified.



Source: Preliminary data provided by Working Group on Violent Deaths: National Police, Public Ministry/Directorate of Forensic Medicine. National Registry of Persons. Citizen Coexistence and Security Observatories. National Statistics Institute. ONV-IUDPAS/UNAH. Technical Inter-Institutional Coordination Unit (UTECI) Secretariat for Security.

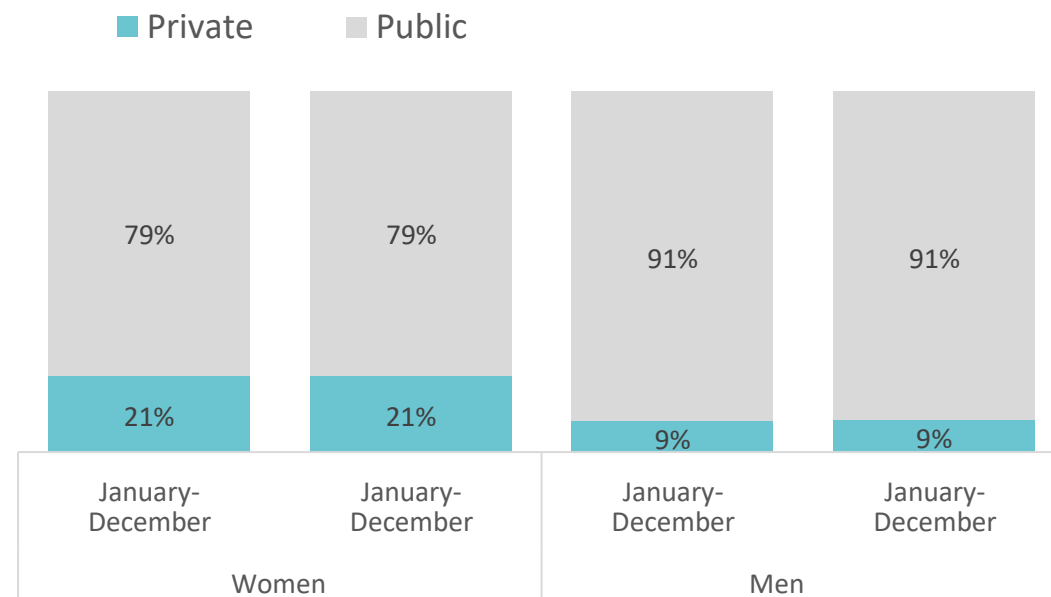
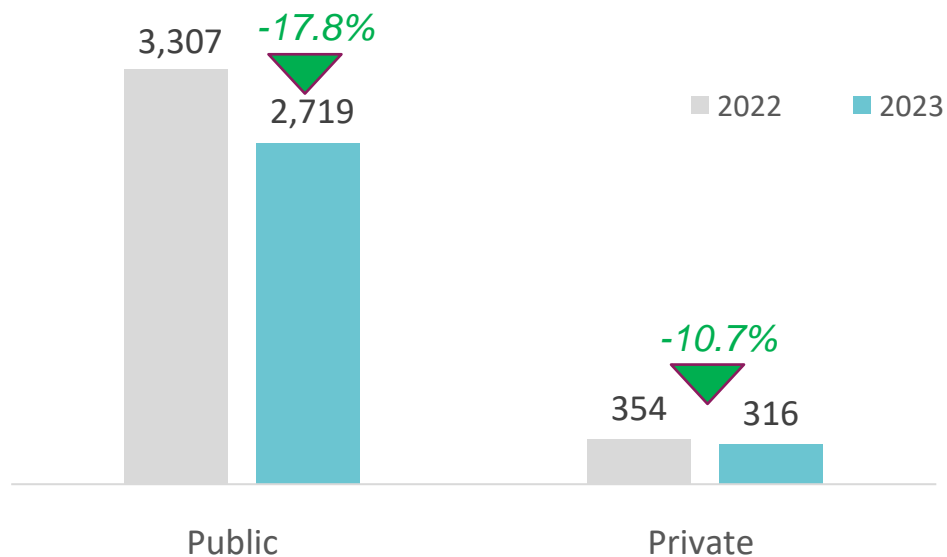
At the end of 2023, homicides were concentrated in the 18 to 30 age group, both in men and women, representing 38 per cent (1,146 victims) of all deaths. The number of homicide victims between the ages of 18 and 30 dropped 19.6 per cent (279 fewer victims) compared to 2022.



Source: Preliminary data provided by Working Group on Violent Deaths: National Police, Public Ministry/Directorate of Forensic Medicine. National Registry of Persons. Citizen Coexistence and Security Observatories. National Statistics Institute. ONV-IUDPAS/UNAH. Technical Inter-Institutional Coordination Unit (UTECI) Secretariat for Security.

At the end of 2023, violent deaths in public spaces decreased 17.8 per cent (588 fewer victims) and those in the private sphere decreased 10.7 per cent (38 fewer victims) compared to 2022.

It was found that the proportion of women who are victims of violent deaths in the private sphere (21%) is higher than that of men (9%).



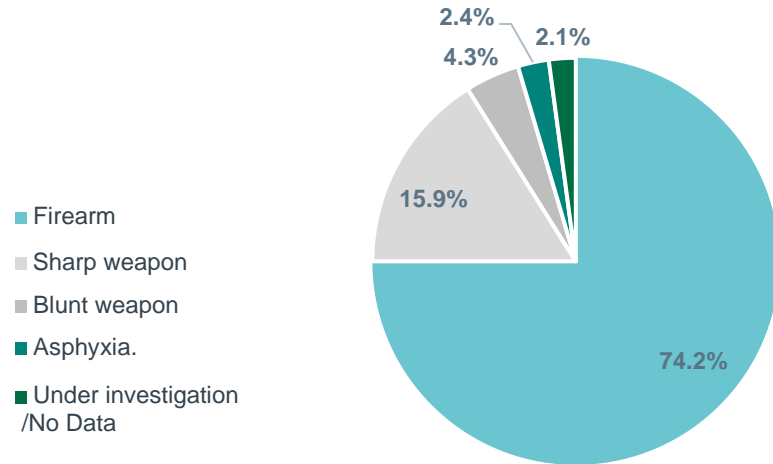
Source: Preliminary data provided by Working Group on Violent Deaths: National Police, Public Ministry/Directorate of Forensic Medicine. National Registry of Persons. Citizen Coexistence and Security Observatories. National Statistics Institute. ONV-IUDPAS/UNAH. Technical Inter-Institutional Coordination Unit (UTECI) Secretariat for Security.

Homicides

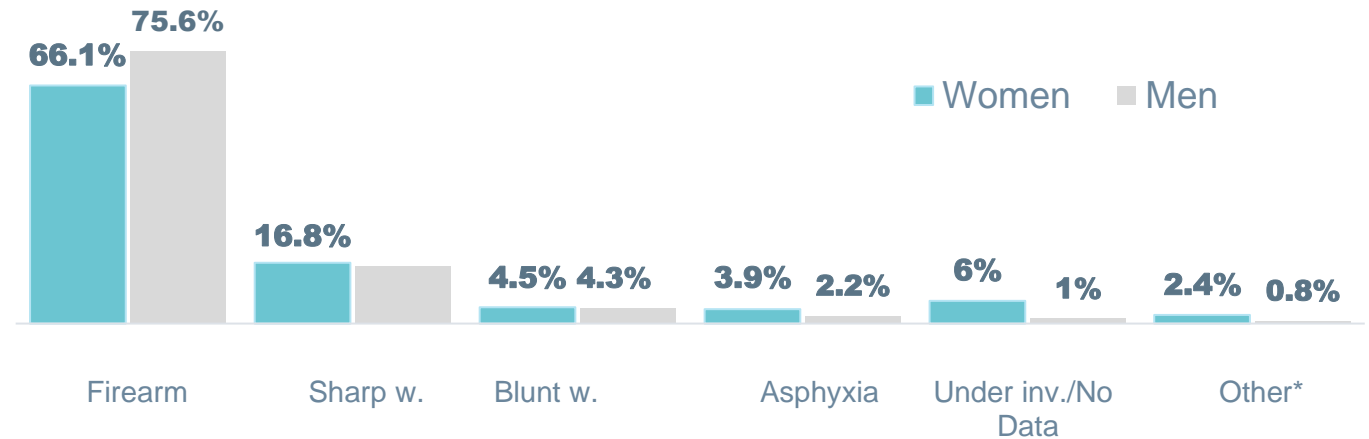
At the end of 2023, firearms continue to be the weapon that turns up most in cases of homicide, 74.2 per cent of the time (2,253 cases). There is a greater likelihood that women will be victimized by asphyxiation or a means/weapon other than firearms. For their part, men are more often victimized with firearms. Cases that are under investigation, or those for which no information is available are more common in women (6%) than in men (1%).

*Other: Carbonized, poisoned, high fall, fist impact or burned.

Deaths by type of weapon

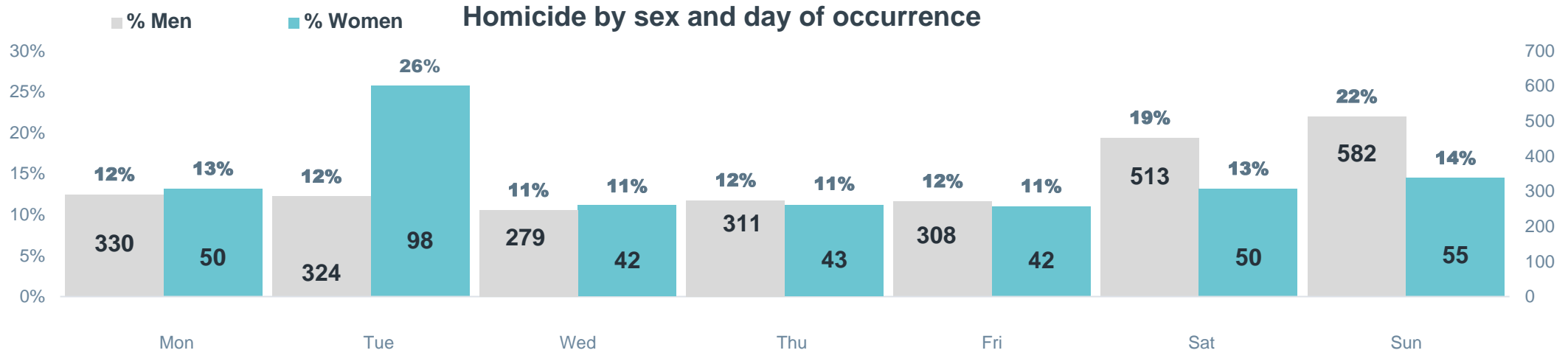


Homicide by weapon and by sex

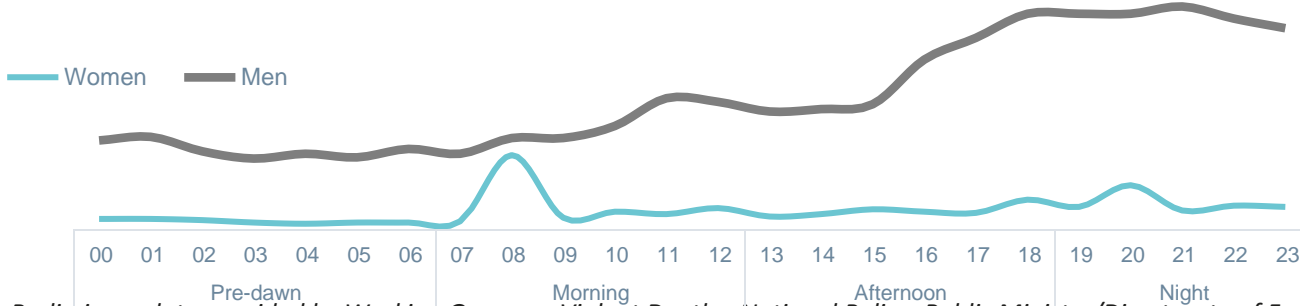


Source: Preliminary data provided by Working Group on Violent Deaths: National Police, Public Ministry/Directorate of Forensic Medicine. National Registry of Persons. Citizen Coexistence and Security Observatories. National Statistics Institute. ONV-IUDPAS/UNAH. Technical Inter-Institutional Coordination Unit (UTECI) Secretariat for Security.

At the close of 2023, most male homicides (41%) happened on Saturdays and Sundays. As for female homicides (67%), they happened more frequently on Saturdays, Sundays, Mondays and Tuesdays.



Homicide incidence by sex and time of occurrence.

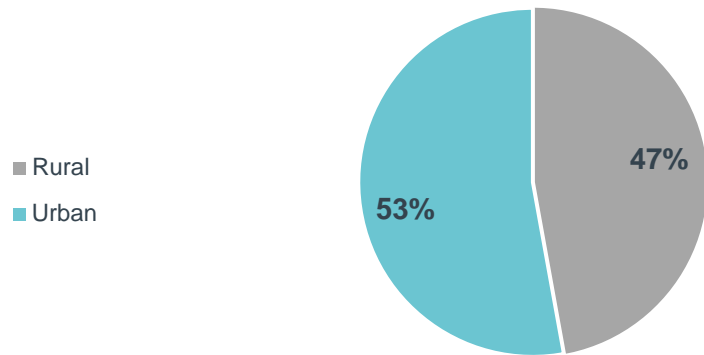


At the close of 2023, we see a higher incidence of violent deaths between the late afternoon and night time (5 p.m. to 11 p.m.). From the perspective of victim sex, there was a high incidence of female victims in the morning, particularly between seven and nine in the morning.

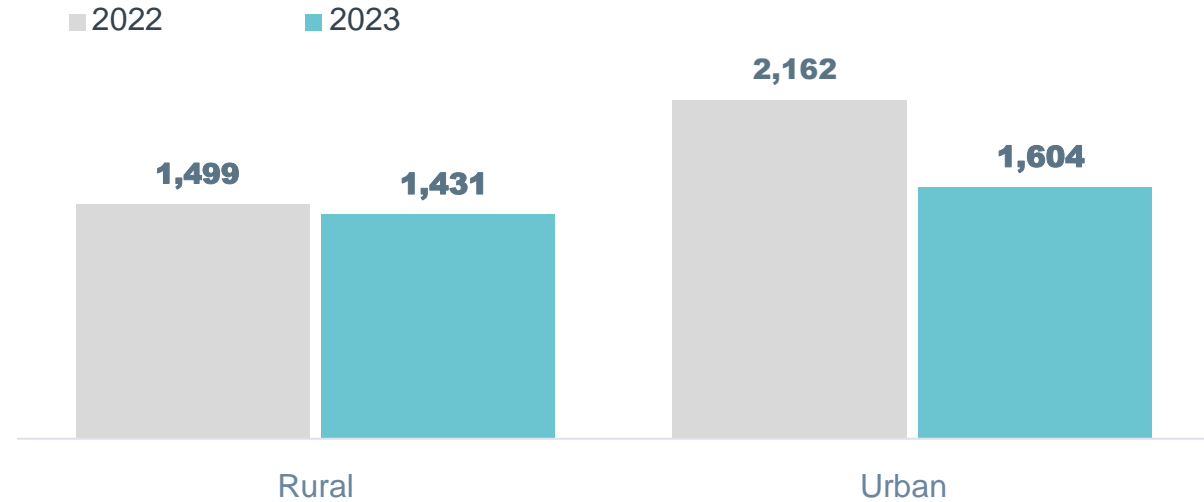
Source: Preliminary data provided by Working Group on Violent Deaths: National Police, Public Ministry/Directorate of Forensic Medicine. National Registry of Persons. Citizen Coexistence and Security Observatories. National Statistics Institute. ONV-IUDPAS/UNAH. Technical Inter-Institutional Coordination Unit (UTECI) Secretariat for Security.

As of year-end 2023, the highest incidence in homicide was in the in the urban areas (53%), however, this is also where the reduction in homicides was greatest (25.8%/588 fewer homicides). For its part, the rural area accounted for 47 per cent of incidents and reported a 4.5 per cent decline (68 fewer homicides).

Percentage of homicides by area 2023



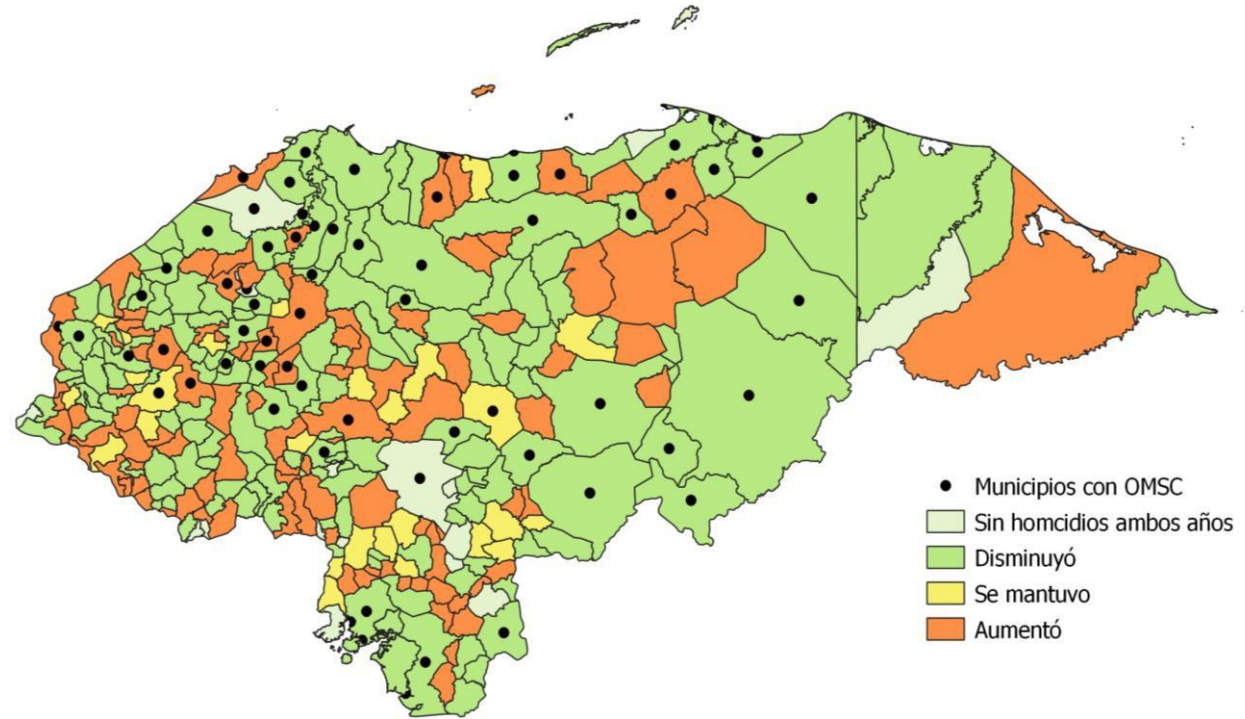
Homicide incidence by area Comparison 2023-2022



Source: Preliminary data provided by Working Group on Violent Deaths: National Police, Public Ministry/Directorate of Forensic Medicine. National Registry of Persons. Citizen Coexistence and Security Observatories. National Statistics Institute. ONV-IUDPAS/UNAH. Technical Inter-Institutional Coordination Unit (UTECI) Secretariat for Security.

Homicide comparison 2022-2023

- 151 municipalities show decline in homicide compared to 2022
- 14 municipalities finished both years with no homicides*
- 29 municipalities maintained the same number of homicides compared to 2022.
- 104 municipalities exhibited increases in homicides compared to 2022

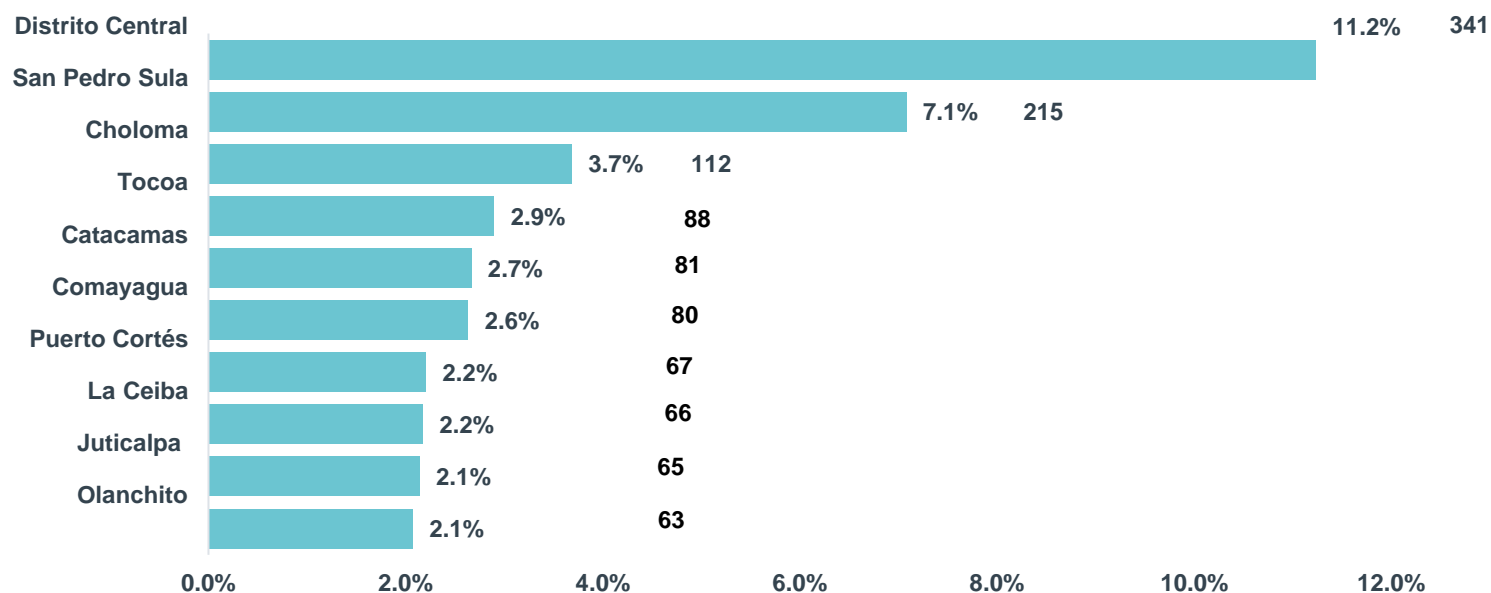


* In Francisco Morazan: Maraita & San Miguelito; In Intibuca: Magdalena & Santa Lucía; In La Paz: Lauterique & Mercedes de Oriente; In Comayagua: Humuya; In Choluteca: Morolica; In El Paraíso: Yauyupe; In Gracias A Dios: Wuampusirpi; In Islas de la Bahía: Guanaja; In Ocotepeque: Santa Fe; In Santa Barbara: Chinda and In Valle: Alianza.

Source: Preliminary data provided by Working Group on Violent Deaths: National Police, Public Ministry/Directorate of Forensic Medicine. National Registry of Persons. Citizen Coexistence and Security Observatories. National Statistics Institute. ONV-IUDPAS/UNAH. Technical Inter-Institutional Coordination Unit (UTECI) Secretariat for Security.

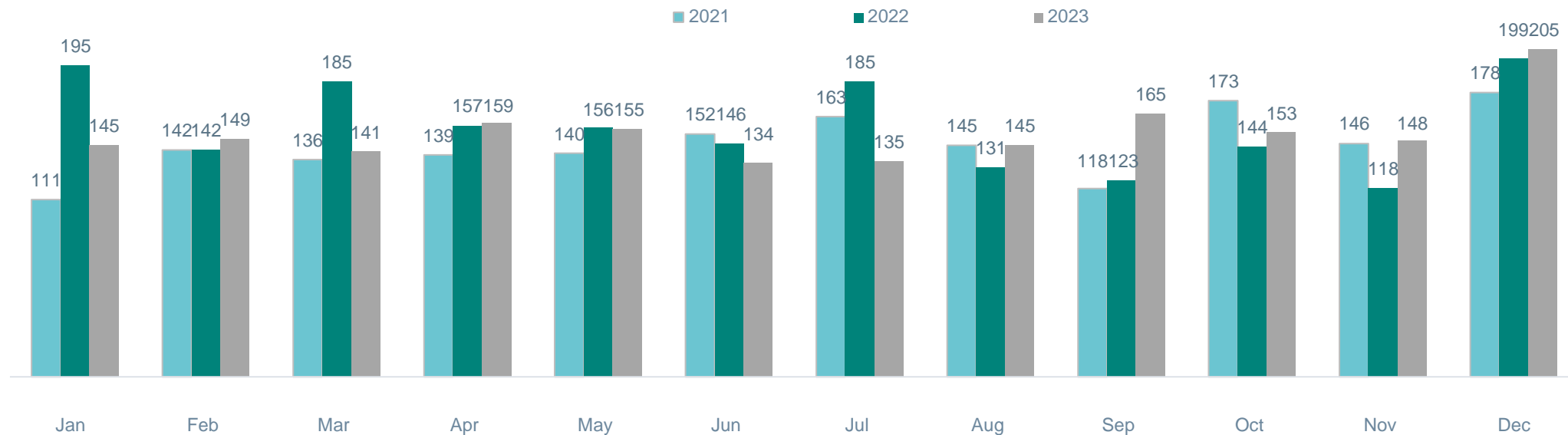
In 2023, the 10 municipalities with the most homicides accounted for 39 per cent of these incidents. Distrito Central and San Pedro Sula are the municipalities with the highest percentages of homicides.

10 municipalities with most homicides in Honduras 2023.



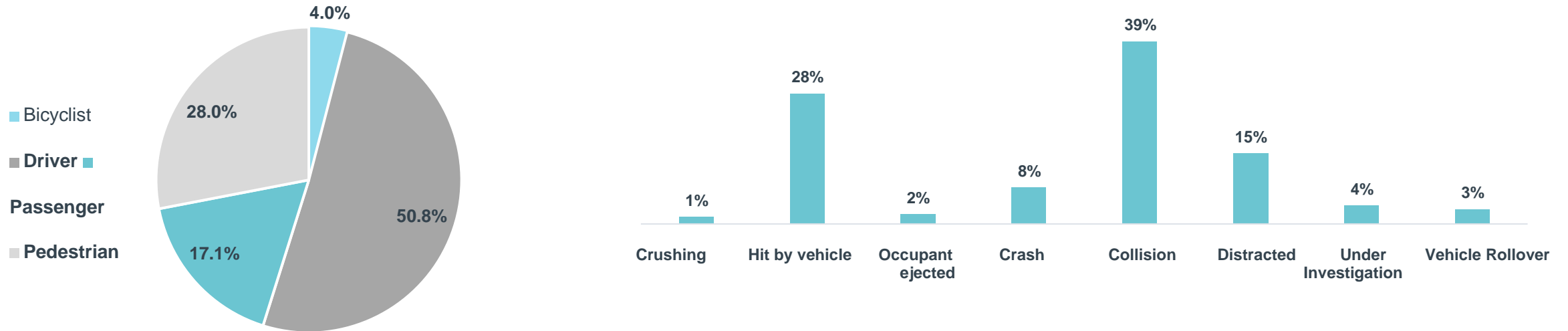
Source: Preliminary data provided by Working Group on Violent Deaths: National Police, Public Ministry/Directorate of Forensic Medicine. National Registry of Persons. Citizen Coexistence and Security Observatories. National Statistics Institute. ONV-IUDPAS/UNAH. Technical Inter-Institutional Coordination Unit (UTECI) Secretariat for Security.

At the end of 2023, records show that on average there were 153 fatalities per month due to traffic accidents, which is lower than the average in 2022 (157 fatalities). Except for January, March, June and July, the rest of the months show similar or higher incidences compared to 2022.



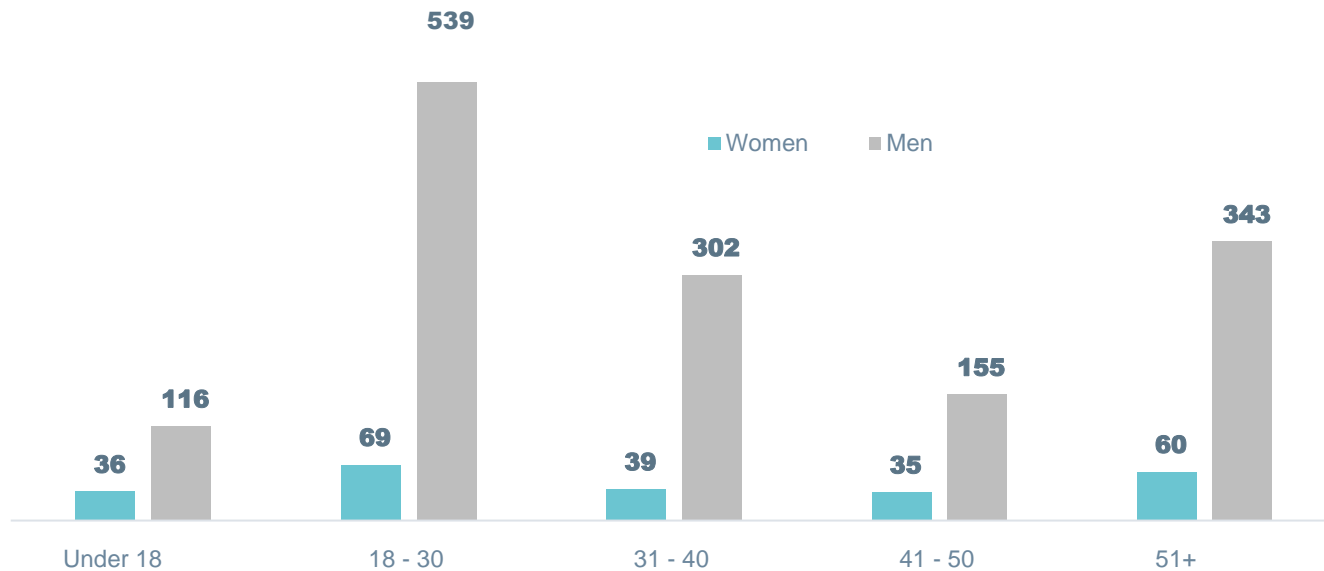
Source: Preliminary data provided by Working Group on Violent Deaths: National Police, Public Ministry/Directorate of Forensic Medicine. National Registry of Persons. Citizen Coexistence and Security Observatories. National Statistics Institute. ONV-IUDPAS/UNAH. Technical Inter-Institutional Coordination Unit (UTECI) Secretariat for Security.

At the end of 2023, we can see a larger number of road traffic accident-fatalities involving drivers and pedestrians (50.8% and 28% respectively). By type of accident, 36% were caused by a collision and 31% hit by vehicle. Some four per cent of these deaths is under investigation.

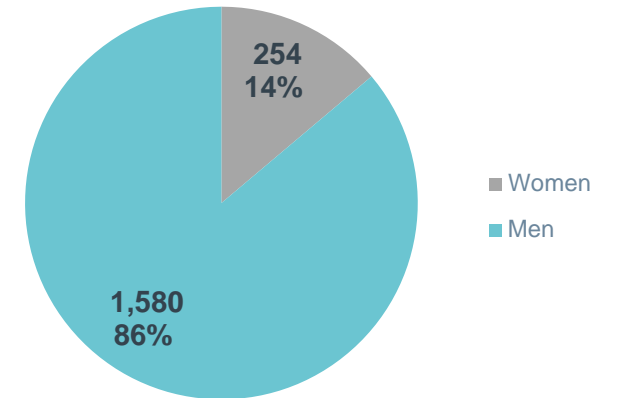


Source: Preliminary data provided by Working Group on Violent Deaths: National Police, Public Ministry/Directorate of Forensic Medicine. National Registry of Persons. Citizen Coexistence and Security Observatories. National Statistics Institute. ONV-IUDPAS/UNAH. Technical Inter-Institutional Coordination Unit (UTECI) Secretariat for Security.

Most road traffic accident-fatalities involved men, with 86 per cent of the total (1,580 victims). As for age group, the highest incidence is between the ages of 18 and 30 for both men and women.



Road traffic accident-fatalities by sex



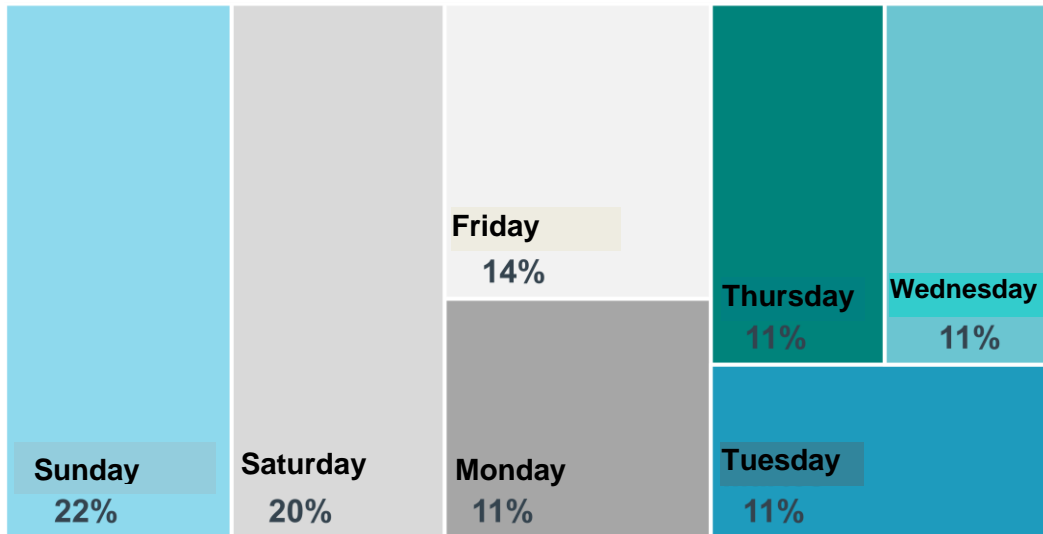
*No age reported in 276 cases of men and 28 cases of women.

*There are three cases that report no sex.

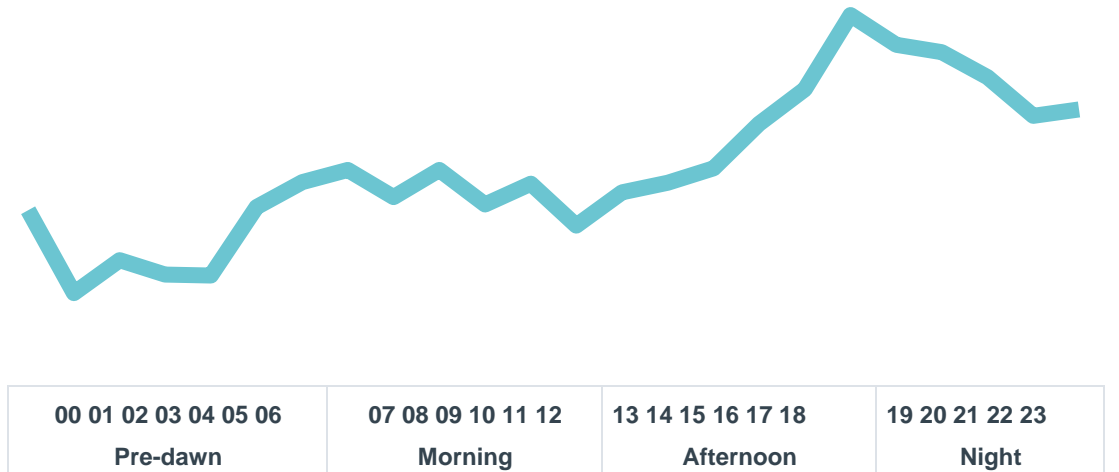
Source: Preliminary data provided by Working Group on Violent Deaths: National Police, Public Ministry/Directorate of Forensic Medicine. National Registry of Persons. Citizen Coexistence and Security Observatories. National Statistics Institute. ONV-IUDPAS/UNAH. Technical Inter-Institutional Coordination Unit (UTECI) Secretariat for Security.

At the end of 2023, 42 per cent of road traffic accident-fatalities are reported between Saturday and Sunday, and most reports are registered at night (6:00 p.m.-11:00 p.m.), accounting for 42 per cent of incidents.

Road traffic accident fatalities by day of incident

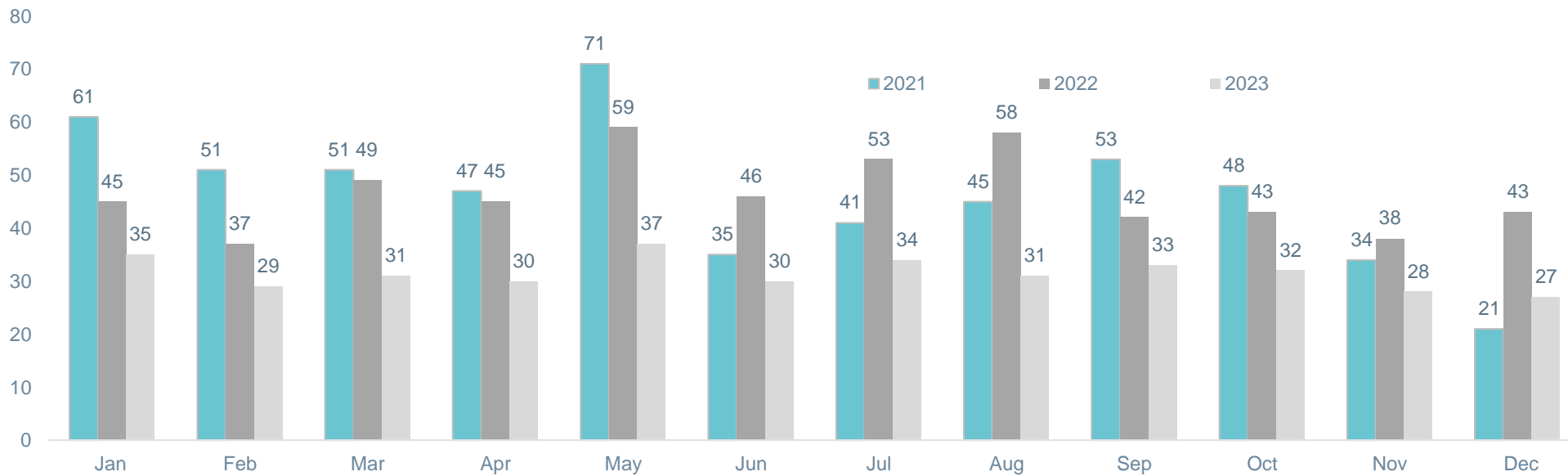


Road traffic accident-fatalities by time of occurrence.



Source: Preliminary data provided by Working Group on Violent Deaths: National Police, Public Ministry/Directorate of Forensic Medicine. National Registry of Persons. Citizen Coexistence and Security Observatories. National Statistics Institute. ONV-IUDPAS/UNAH. Technical Inter-Institutional Coordination Unit (UTECI) Secretariat for Security.

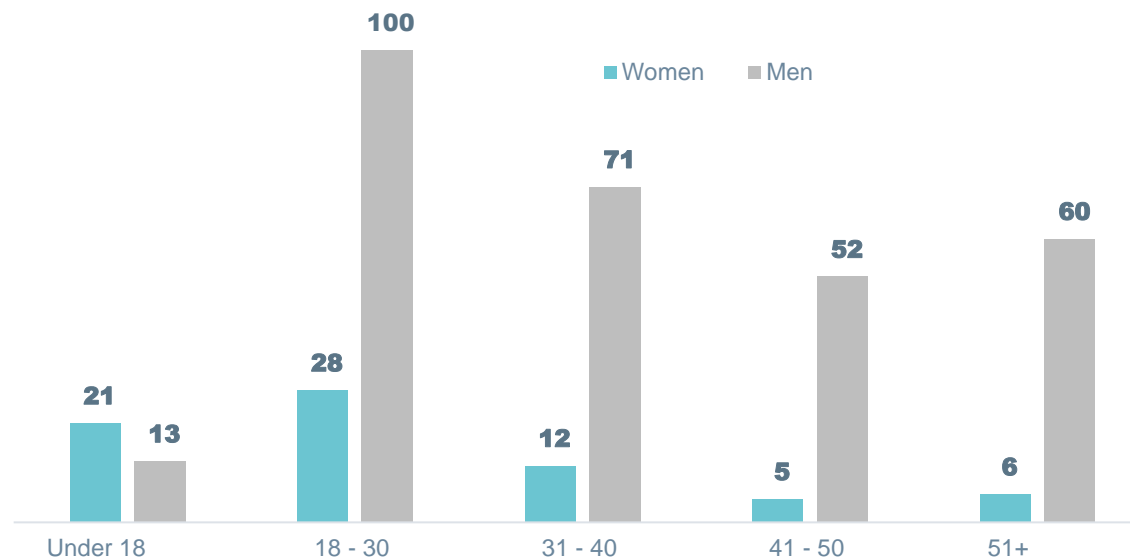
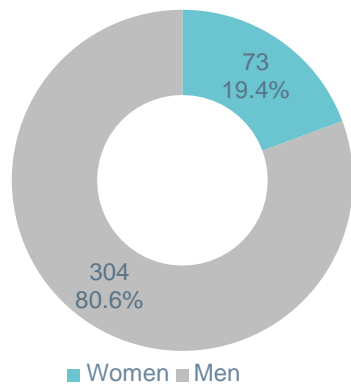
At the close of 2023, records show an average of 31 suicides per month. It can also be seen that suicide figures are lower than those recorded in 2022 and 2021 (on average, 47 suicides per month for each year).



Source: Preliminary data provided by Working Group on Violent Deaths: National Police, Public Ministry/Directorate of Forensic Medicine. National Registry of Persons. Citizen Coexistence and Security Observatories. National Statistics Institute. ONV-IUDPAS/UNAH. Technical Inter-Institutional Coordination Unit (UTECI) Secretariat for Security.

In the third quarter of 2023, 81 per cent (304 victims) of suicide cases involved men and 19 per cent (73 victims) involved women. The most affected was the 18 to 30 age group.

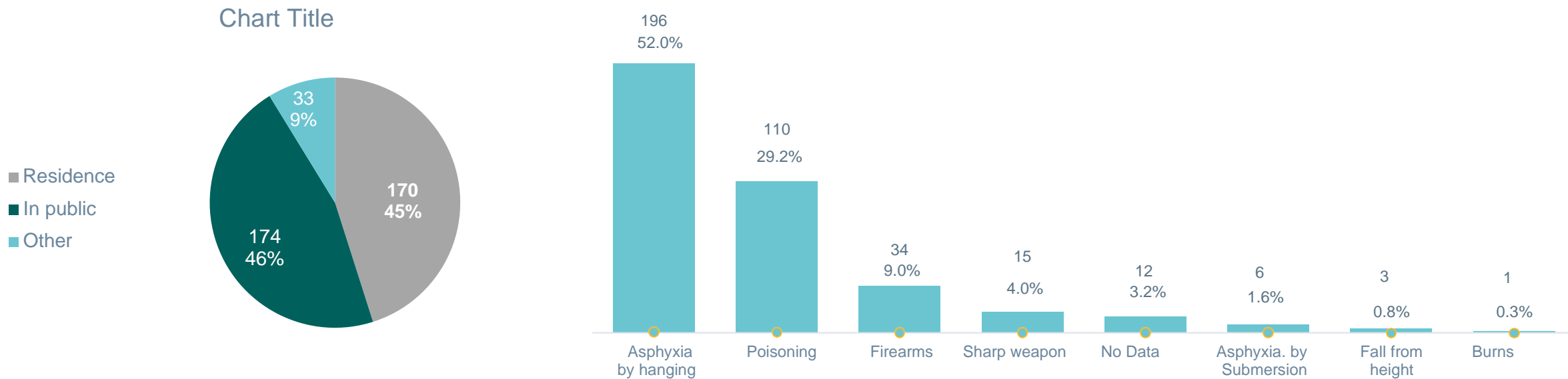
*In men, there are eight cases with no age recorded, and in women, one case.



Source: Preliminary data provided by Working Group on Violent Deaths: National Police, Public Ministry/Directorate of Forensic Medicine. National Registry of Persons. Citizen Coexistence and Security Observatories. National Statistics Institute. ONV-IUDPAS/UNAH. Sub-Secretariat for Security in Police Affairs Technical Inter-Institutional Coordination Unit (UTECI)

At the end of 2023, 46 per cent (170) of suicides took place inside a residence. Furthermore, 52 per cent (196 cases) of suicides were due to asphyxia by hanging.

Suicides by means employed



Source: Preliminary data provided by Working Group on Violent Deaths: National Police, Public Ministry/Directorate of Forensic Medicine. National Registry of Persons. Citizen Coexistence and Security Observatories. National Statistics Institute. ONV-IUDPAS/UNAH. Sub-Secretariat for Security in Police Affairs Technical Inter-Institutional Coordination Unit (UTECI)



UNAH
UNIVERSIDAD NACIONAL
AUTÓNOMA DE HONDURAS



With the support of:

infoSEGURA



 www.infosegura.org

 www.seguridaddatosabiertos.gob.hn