

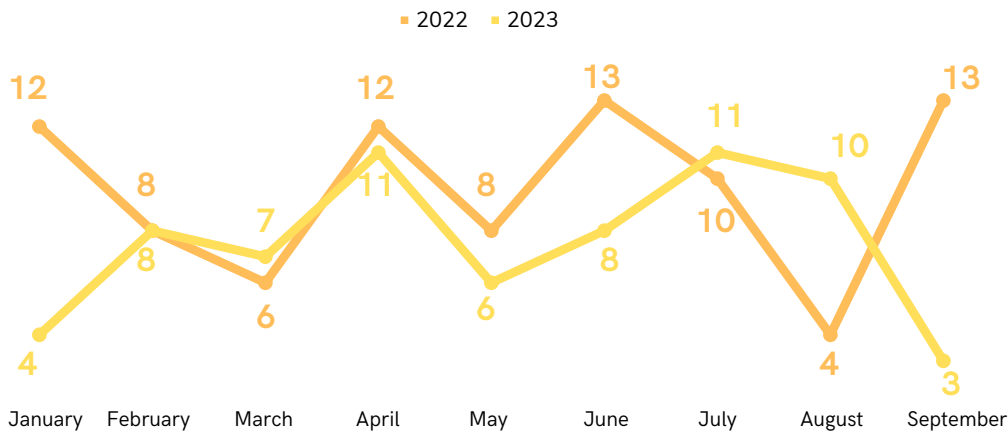
Analysis of the State of Homicide: Murder January to September 2023

HIGHLIGHTS:

68 Total number of murders	8 Avg. number of murders per month	8 No. of female murder victims reported	60 No. of male murder victims reported
18-29 age range with the highest count of murder victims	76% of all murders were committed with firearms	60% of all murders reported were in the Belize district	11 Highest number of murder victims recorded per month

EVIDENCE:

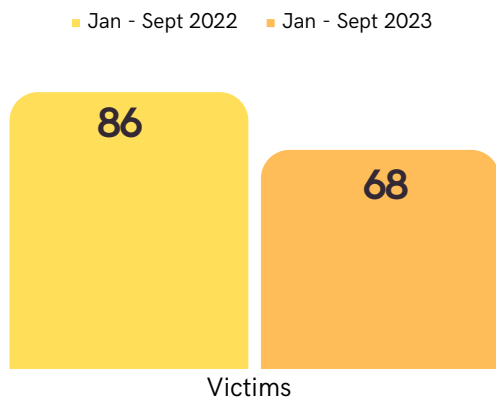
TOTAL NUMBER OF MURDERS, BY MONTH, JANUARY-SEPTEMBER 2022 VS. 2023



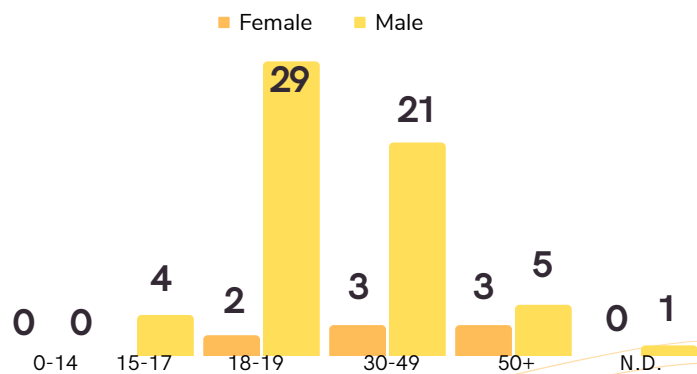
Approximately 8 murders per month occurred during this time period.

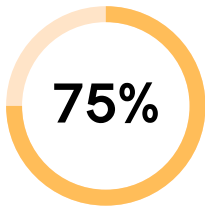
The months with the greatest number of murder victims in 2023 were April and July, with 11 victims each.

TOTAL VICTIMS OF MURDER, JANUARY - SEPTEMBER 2022 VS. 2023

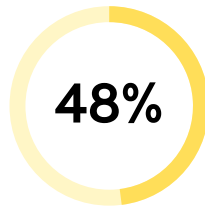


AGE GROUP AND SEX OF VICTIMS OF MURDER, JANUARY-SEPTEMBER 2023





Majority of the Female Victims of Murder were over 30 years of age.



For males, the age group with the largest percentage of murder victims was 18 to 29 years.

WEAPON TYPES USED IN MURDER CRIMES, JANUARY - SEPTEMBER 2022

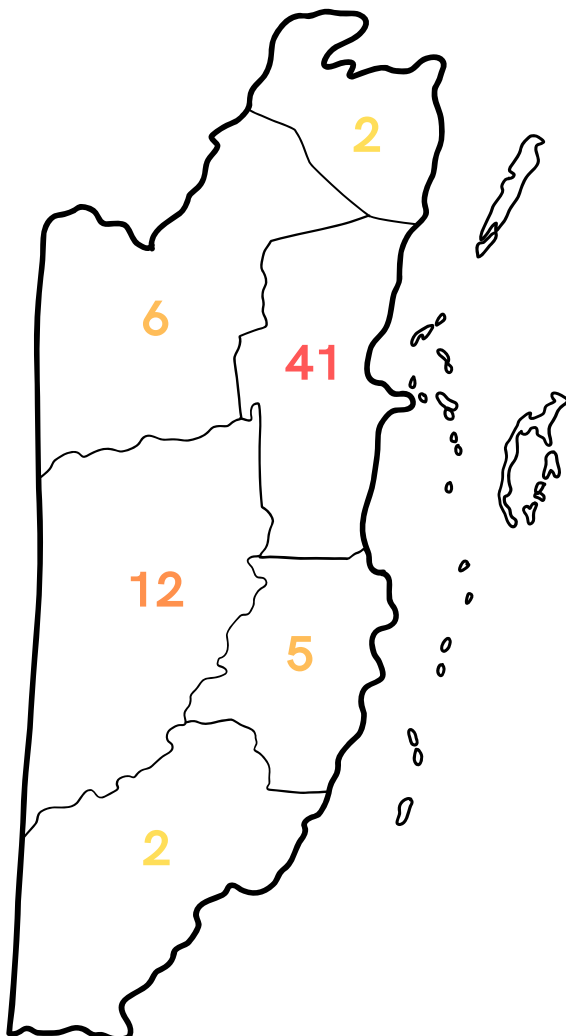


WEAPON TYPES USED IN MURDER CRIMES, JANUARY - SEPTEMBER 2023



Firearms were used in 76.4% of all murders (used in 52 out of 68 cases). This is a decrease for the same period in 2022 (-2.6 percentage points). The remainder were committed with sharp weapons and blunt objects.

MURDERS BY DISTRICT, JANUARY - SEPTEMBER 2023



The Belize District and the Cayo District remain with the highest number of victims of murder with 41 and 12, respectively.

In four out of the six districts, there was a fall in the total number of victims of murder as compared to the same period in 2022: Belize, Cayo, Corozal, and Stann Creek; while two districts reported no change: Orange Walk and Toledo.

CHANGE IN TOTAL MURDER VICTIM COUNT

