

HONDURAS

CITIZEN SECURITY ANALYSIS JANUARY TO JUNE 2023 PRELIMINARY DATA

According to preliminary data, between January and June 2023, there was a reduction in all offences with regard to the same period in 2022.



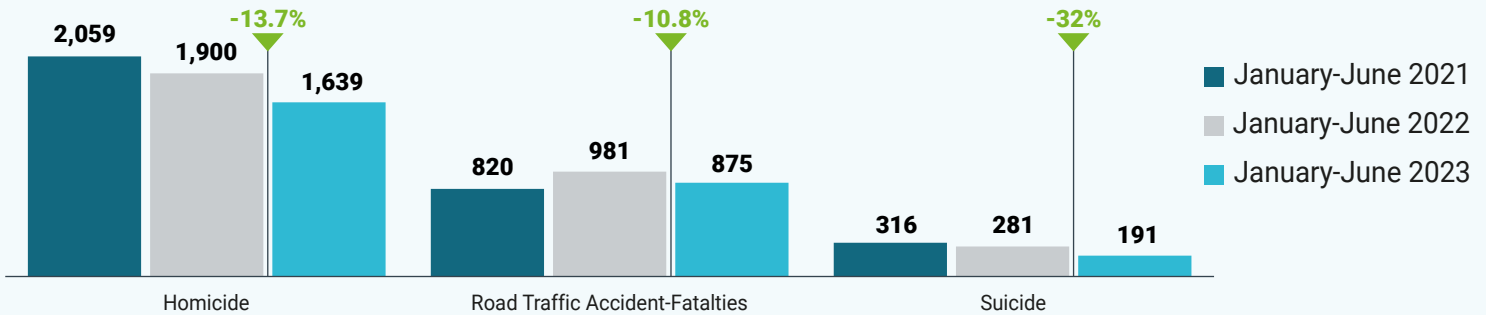
Homicides exhibited a **-13.7%** reduction
261 fewer victims



Road traffic accident-fatalities dropped **-10.8%**
106 fewer victims

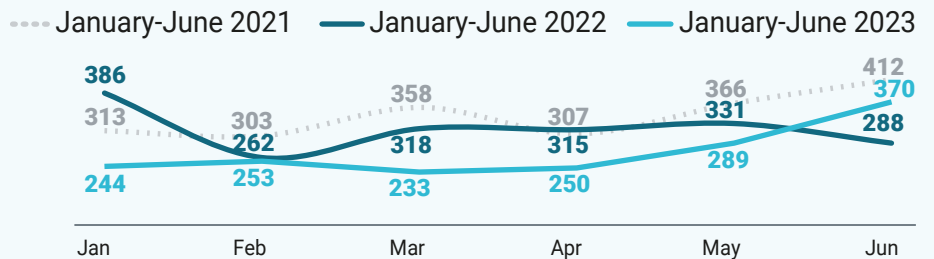


Suicides exhibited a **-32%** reduction
90 fewer victims



HOMICIDES

Number of homicides by month



Overall, in the first half of 2023, homicides have registered lower than the same period in 2021 and 2022.

The only exception is **June with the highest number** of homicides so far this semester.

Source: Preliminary data provided by Working Group on Violent Deaths: National Police, Public Ministry/Directorate of Forensic Medicine. National Registry of Persons. Citizen Coexistence and Security Observatories. National Statistics Institute. ONV-IUDPAS/UNAH. Technical Inter-Institutional Coordination Unit (UTECI) Secretariat for Security.

Available in:

<https://seguridaddatosabiertos.gob.hn/>

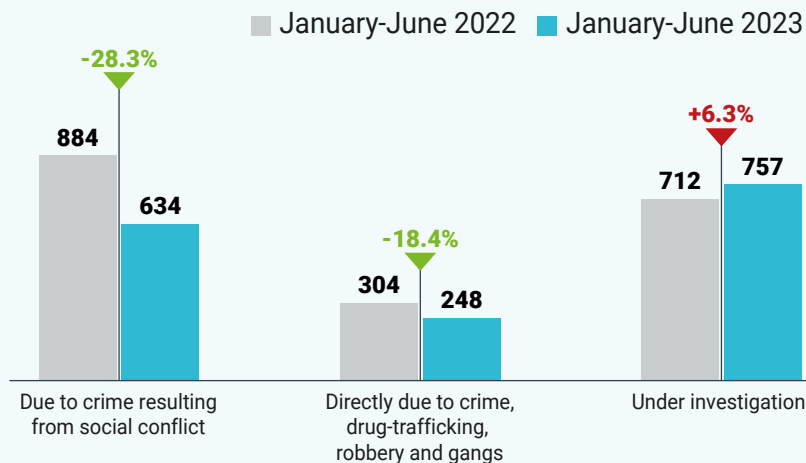


Prepared: August 2023

-28.3% Decreased incidence of crime due to **social conflict**
250 fewer victims

-18.4% Decreased incidence of **crime, drug trafficking, robberies and gangs**
56 fewer victims

+6.3% Rise in number of **cases under investigation**
45 fewer victims



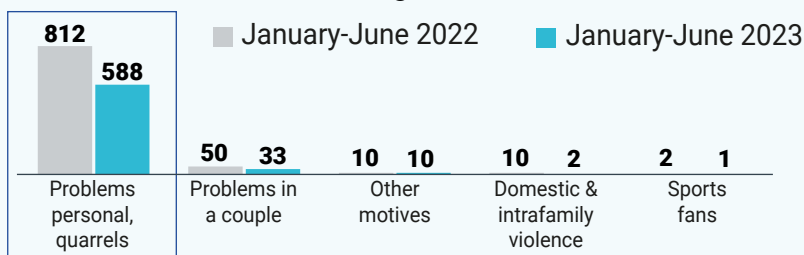
According to preliminary data, the first half of 2023 closed with:

757 homicides under investigation

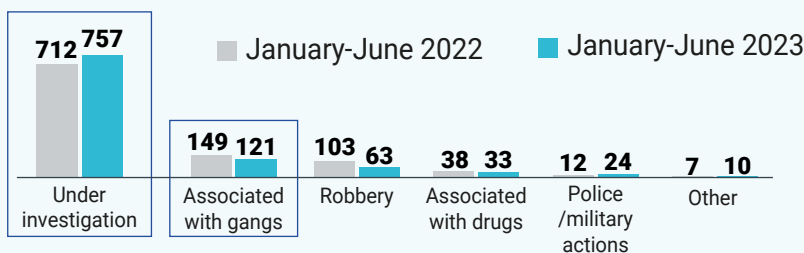
-27.6% Decrease in homicides involving **personal problems and quarrels**
224 fewer victims

-18.8% Decrease in homicides **attributed to robberies, gangs and maras**
28 fewer victims

Due to crime resulting from social conflict



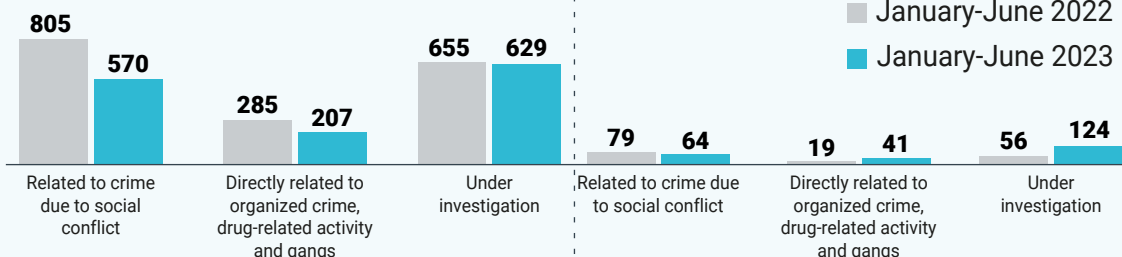
Directly related to crime, drug-trafficking, robbery and gangs



Percentage of homicides by victim sex, January to June 2023

Men
86% 1,406 victims
-19.4% decline in homicides of men
339 fewer victims

Women
14% 229 victims
+48.7% Rise in violent deaths of women
75 fewer victims



A high percentage of homicides are under investigation, involving both **men and women**.

The available records show that homicides have mostly been **attributed to social conflict (personal problems, quarrels, domestic violence, intrafamily violence, sports fans and teams)**.

Source: Preliminary data provided by Working Group on Violent Deaths: National Police, Public Ministry/Directorate of Forensic Medicine. National Registry of Persons. Citizen Coexistence and Security Observatories. National Statistics Institute. ONV-IUDPAS/UNAH. Technical Inter-Institutional Coordination Unit (UTECI) Secretariat for Security.



In the first half of 2023, homicides concentrated in **the 18 to 30 age group**, in both men and women, which comprise

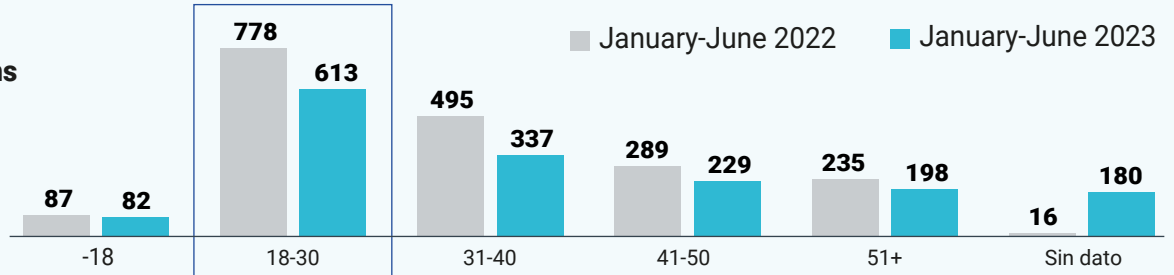
37.4% | 613 victims of all deaths

Young people ages 18 to 30



-21.2% decline in **homicides of young people** in the first half of 2023

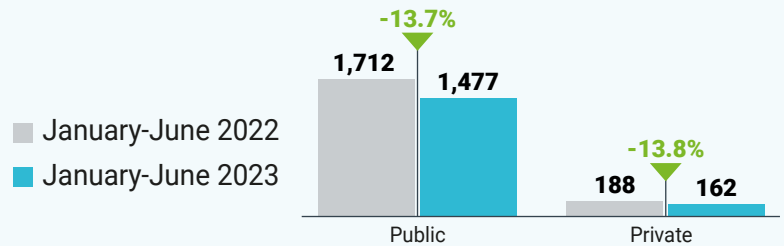
165 fewer victims



Public places



Private places



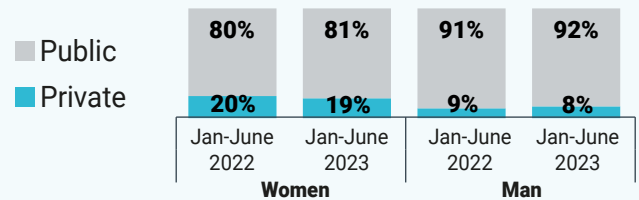
-13.7% decline in **violent deaths in public places** in the first half of 2023

235 fewer victims

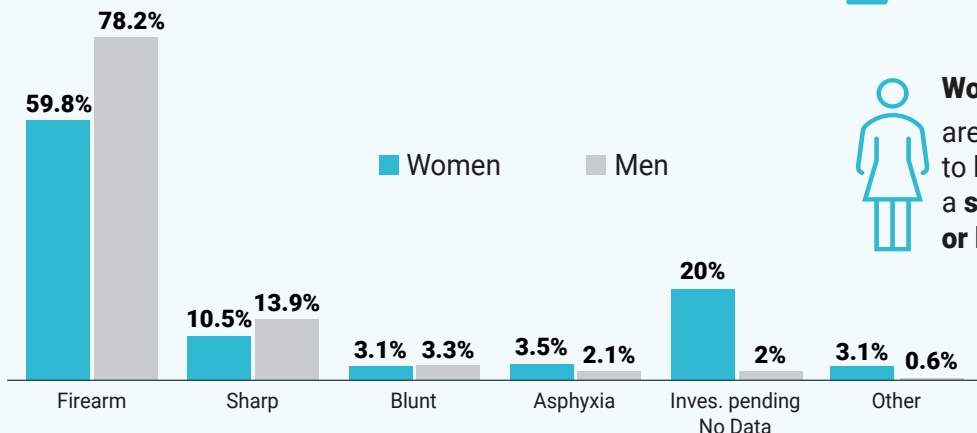
-13.8% decline in **violent deaths in private places** in the first half of 2023

26 fewer victims

Percentage of homicides by sex according to location the offense was committed



Homicides of men and women according to the weapon with which the act is committed, January-June 2023



75.5% | 1,238 cases

Firearm are still the most frequently used weapon in violent deaths.



Women are more likely to be killed with a **sharp weapon** or by **asphyxia**



Men are killed more often with **firearms**



As for cases still under investigation or those lacking any information, **a greater proportion involved women than men.**

Source: Preliminary data provided by Working Group on Violent Deaths: National Police, Public Ministry/Directorate of Forensic Medicine. National Registry of Persons. Citizen Coexistence and Security Observatories. National Statistics Institute. ONV-IUDPAS/UNAH. Technical Inter-Institutional Coordination Unit (UTECI) Secretariat for Security.



Women

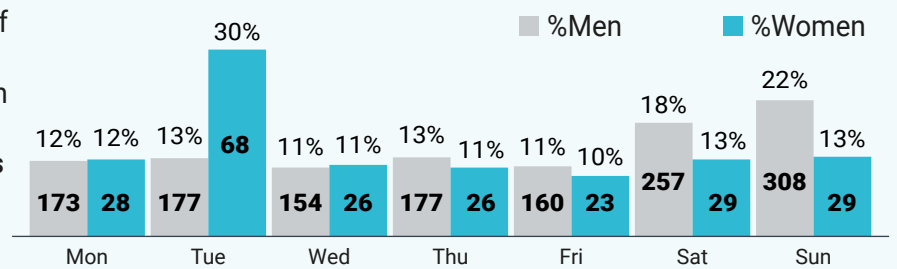
Homicides of women take place more often on **Tuesdays, Wednesdays and Thursdays**



Men

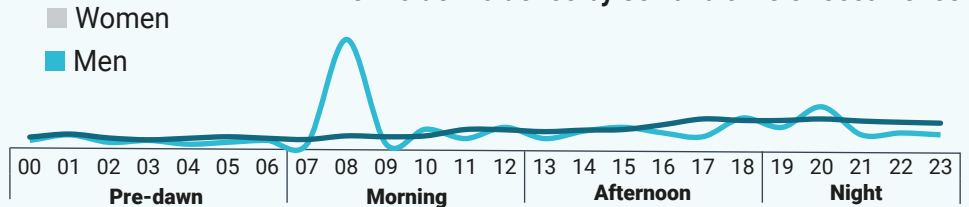
Homicides of men mostly take place on **Saturdays and Sundays**

Homicides by sex and month the incident occurred



In the first half of 2023, there is a **high rate of violent death of women in the morning**, primarily at eight in the morning.

Homicide incidence by sex and time of occurrence



Urban



-22.1%

In the first half of 2023, the **urban area** exhibited the steepest drop in homicides

251 fewer victims

Rural

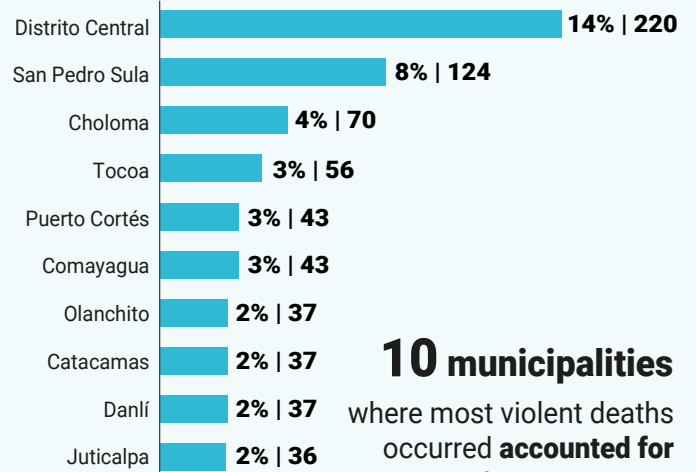


-1.3%

In the first half of 2023, homicides **decreased in rural area**

10 fewer victims

10 municipalities with most homicides January–June 2023



10 municipalities where most violent deaths occurred **accounted for 43%** of this incidence.

81 municipalities report **no homicides**

203 municipalities report between **1 and 20 homicides**

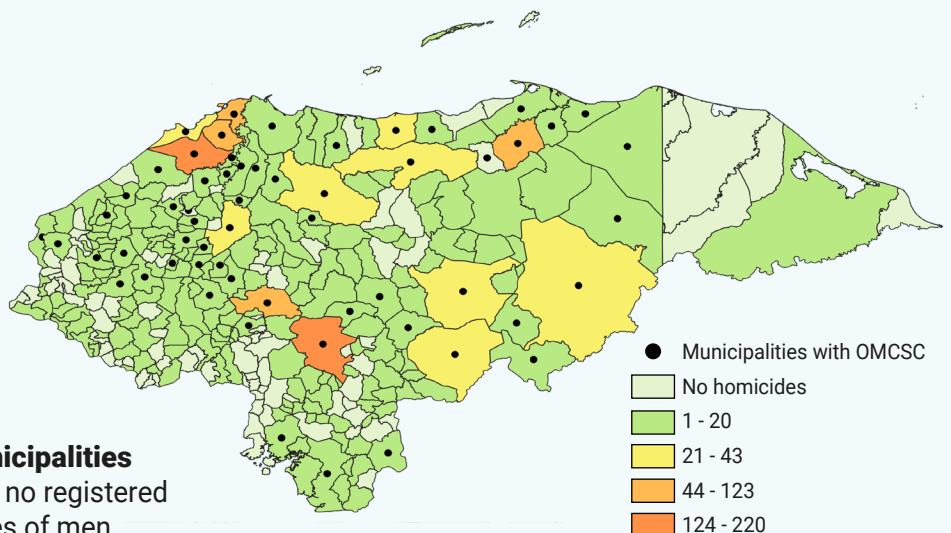
The municipalities with most homicides are **Distrito Central y San Pedro Sula**

1,191 homicide cases (72.7%) in the municipalities with OMCSO observatories

222 municipalities there are no registered homicides of women

85 municipalities there are no registered homicides of men

Map of homicides in the first half of 2023

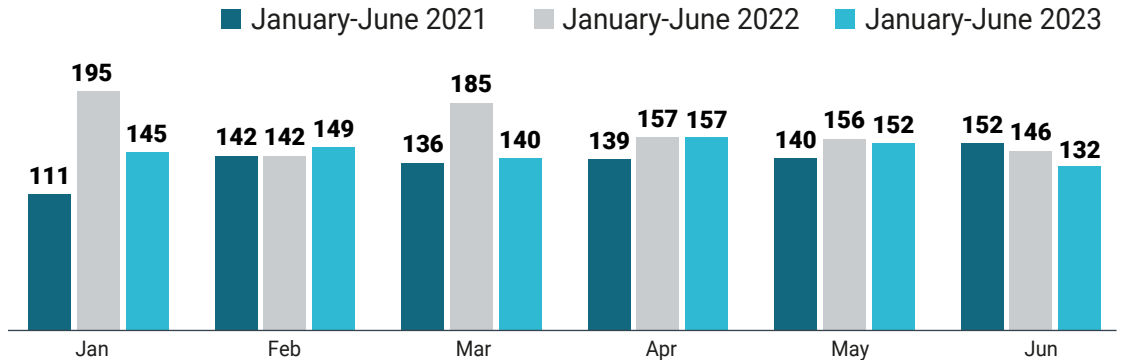


ROAD TRAFFIC INJURY-FATALITIES



It is worth noting that other than February, all months are below the 2022 level.

146 deaths were registered per month as due to road traffic injury-fatalities in the first half of 2023.



In the first half of 2023, there was a greater number of road traffic injury fatalities involving drivers and pedestrians



52%
Driver



27%
Pedestrian



17%
Passenger



4%
Bicyclist

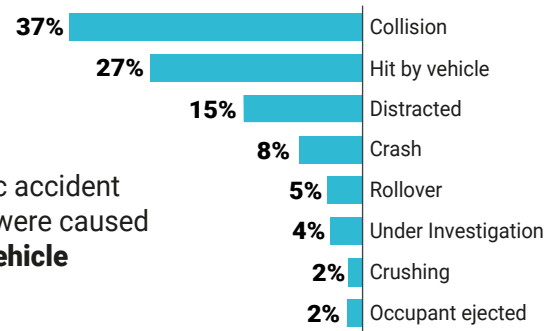
Deaths due to traffic accident injuries according to the type of accident:



37% of traffic accident deaths were caused by a collision



27% of traffic accident deaths were caused hit by vehicle



Deaths due to traffic accident injuries depending on sex:



In the first half of 2023, the group with the highest incidence is between 18 and 30 years of age, for both men and women.



87%
Men

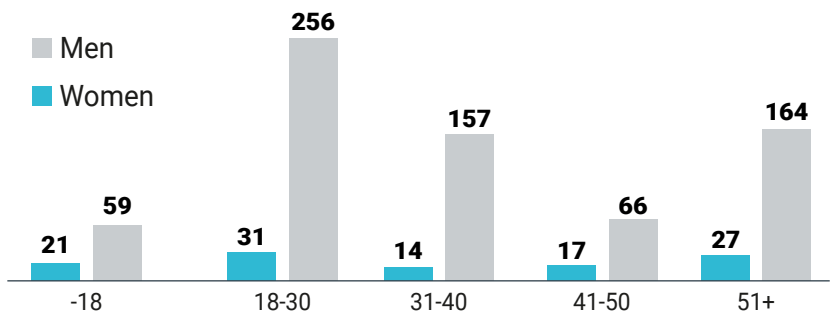
757 victims in the first half of 2023



13%
Women

118 victims in the first half of 2023

Deaths due to traffic accident injuries according to sex and age



Source: Preliminary data provided by Working Group on Violent Deaths: National Police, Public Ministry/Directorate of Forensic Medicine. National Registry of Persons. Citizen Coexistence and Security Observatories. National Statistics Institute. ONV-IUDPAS/UNAH. Technical Inter-Institutional Coordination Unit (UTECI) Secretariat for Security.

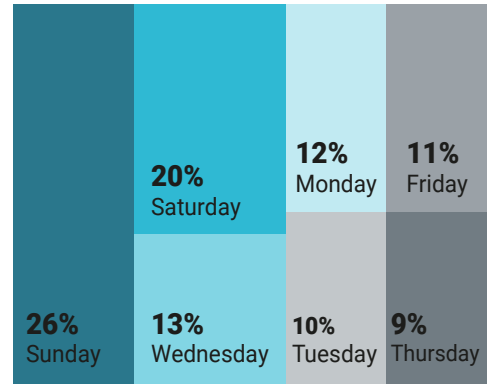


46% of road traffic accident-fatalities were reported to have occurred between Saturday and Sunday.

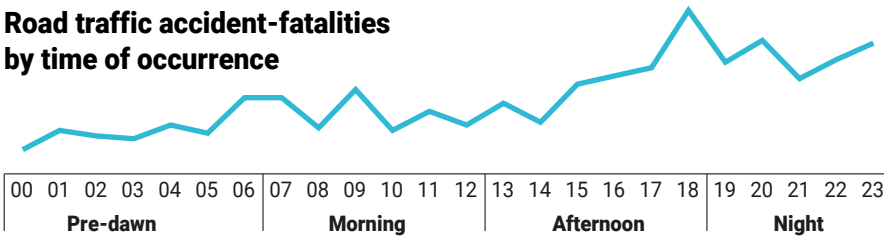


37% The majority of incidents are registered at night 6:00 p.m. - 11:00 p.m.

Road traffic injury-fatalities by day of occurrence



Road traffic accident-fatalities by time of occurrence

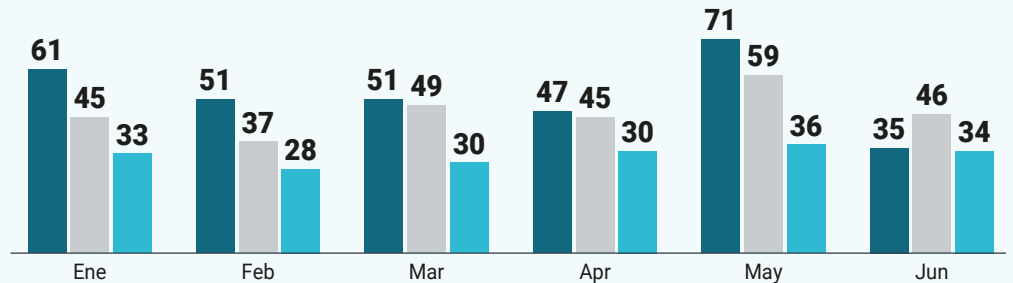


SUICIDE

■ January-June 2021 ■ January-June 2022 ■ January-June 2023



31 suicide were registered per month in the first half of 2023

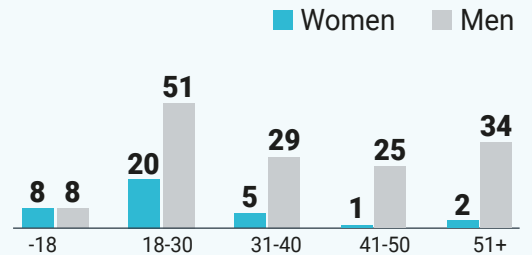


Men
81.2% of registered suicides were men in the first half of 2023
155 victims

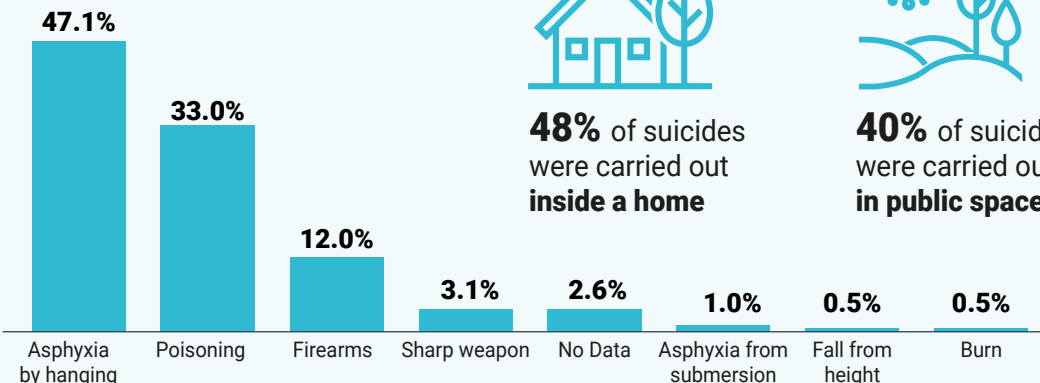


Women
18.2% of registered suicides were women in the first half of 2023
36 victims

Distribution of homicides according to age and sex



Suicide by mechanism/means



48% of suicides were carried out inside a home



40% of suicides were carried out in public spaces



12% of suicides were carried out in other spaces