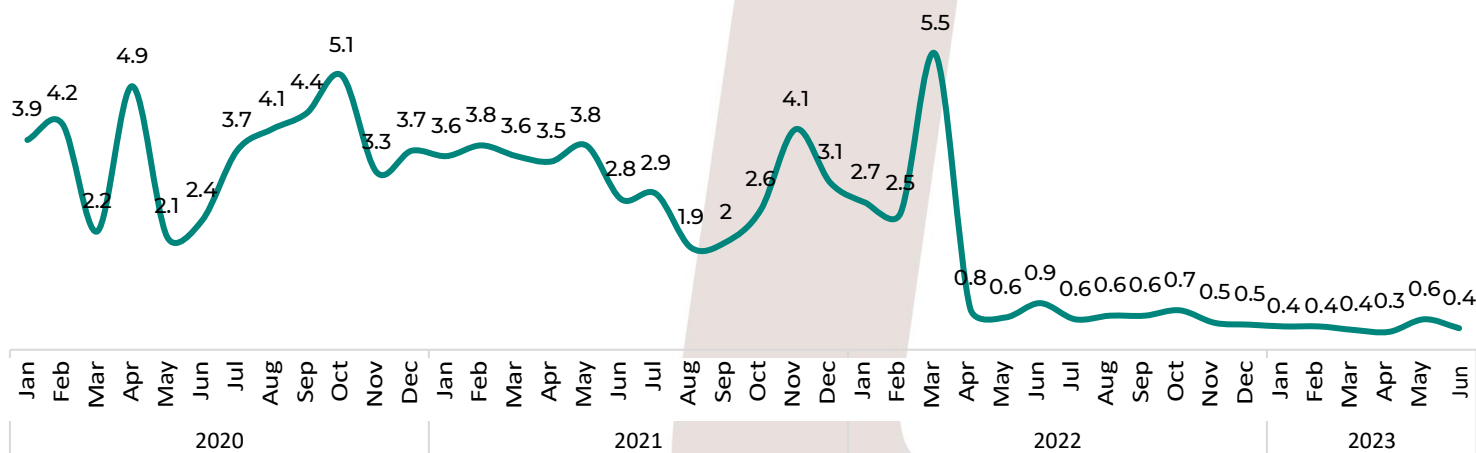


### Highlights

- The first half of 2023, the Office of the Prosecutor General of the Republic reported 75 individual victims of homicidal violence<sup>1</sup>, this number represents an 80.8 per cent reduction regarding the same period the previous year that had closed with 390 victims.
- The average daily homicide Rate went from 2.2 between January and June 2022 to 0.4 during the same period in 2023.
- Compared to 2022, the first half of 2023 saw homicides due to general crime drop 91.3 per cent (334 fewer victims). On the other hand, homicide due to social intolerance jumped up 41.7 per cent (5 more victims) and family intolerance went from 12 to 26 (a 116.7% increase).
- As for the homicide distribution at the department level<sup>2</sup>, between January and June 2023, the department of San Salvador had the highest number of victims of homicidal violence with 13 deaths reported. La Libertad registered 12 victims and Santa Ana nine. In both La Unión and Ahuachapán, eight people were victims of this offence.
- At the municipal level, the Santa Ana departmental capital reported six homicides. Other municipalities in the western region like San Francisco Menéndez and Atiquizaya reported four and three homicides, respectively. Cuscatancingo and San Juan Opico stand out in the Central Region, with four and three homicides each.
- Finally, departmental capitals in the east of the country like La Unión and San Miguel reported three homicides in each municipality.
- The number of persons reported missing increased by 16.9 per cent (+28 reports) between January and June 2023, as compared to the same period the previous year.
- In addition, reports show 347 more reports of theft (+11.6%) and fewer injuries (-10.3%), robbery (-49.3%), extortion (-49.4%), theft of vehicles (-21.3%) and vehicle robbery (-67.2%).

### Evidence

Average daily homicide and feminicide rates by month of occurrence, January 2020 to June 2023

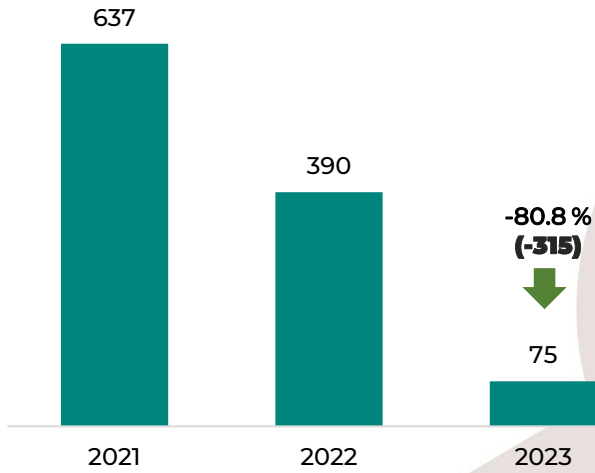


Fuente: Elaboración PNUD a través de Infosegura con base en datos de la Mesa para la Determinación de Datos y Cifras de Homicidios (2020-2021) y FGR (2022-2023).

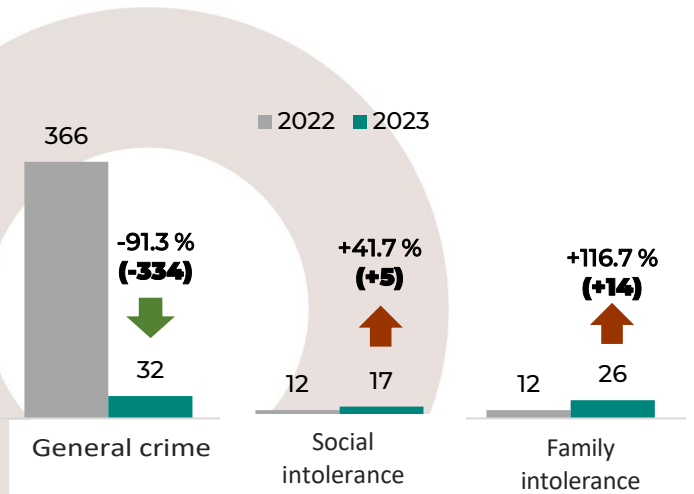
<sup>1</sup> Information available on FGR statistics portal: <https://www.fis-calicia.gob.sv/estadisticas/>.

<sup>2</sup> This information was sourced by monitoring daily homicide reports by the National Civil Police (PNC).

**Number of homicides, first semester 2021–2023**

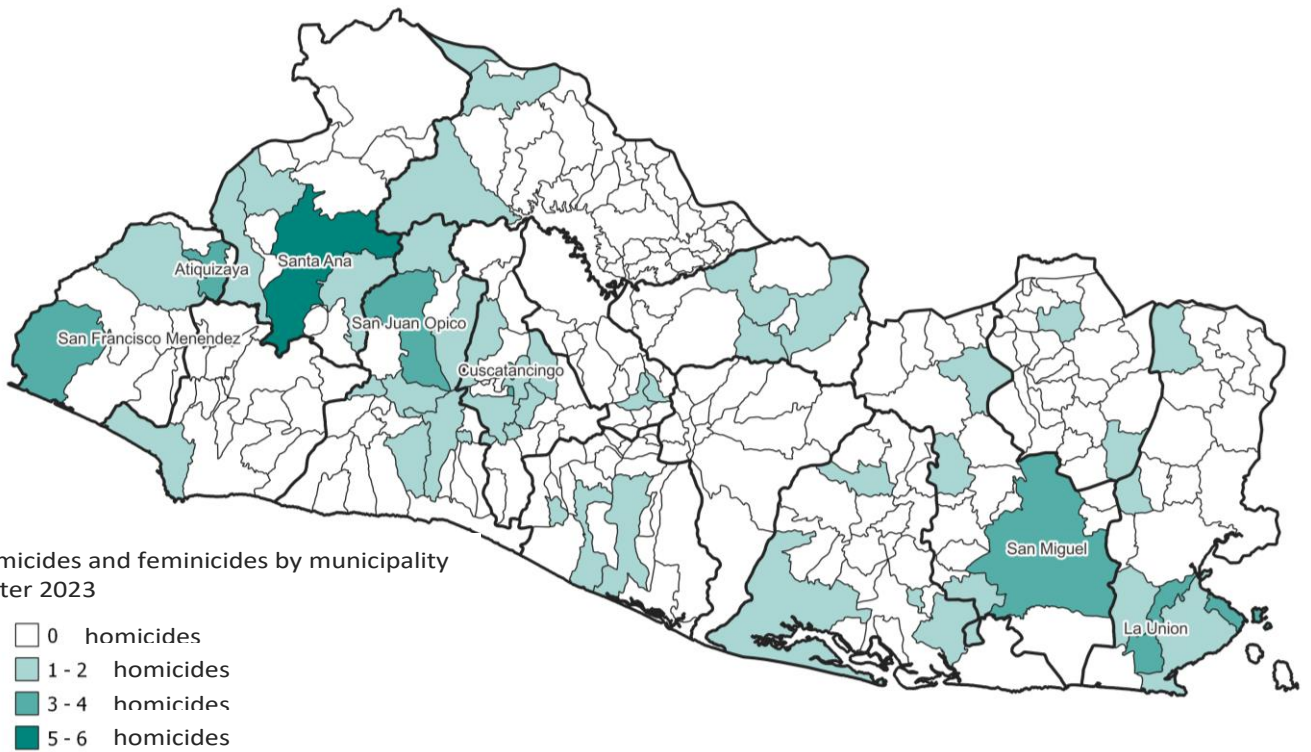


**Number of homicides disaggregated by category, first semester 2022–2023**



Fuente: Elaboración PNUD a través de Infosegura con base en datos del portal de estadísticas de la FGR.

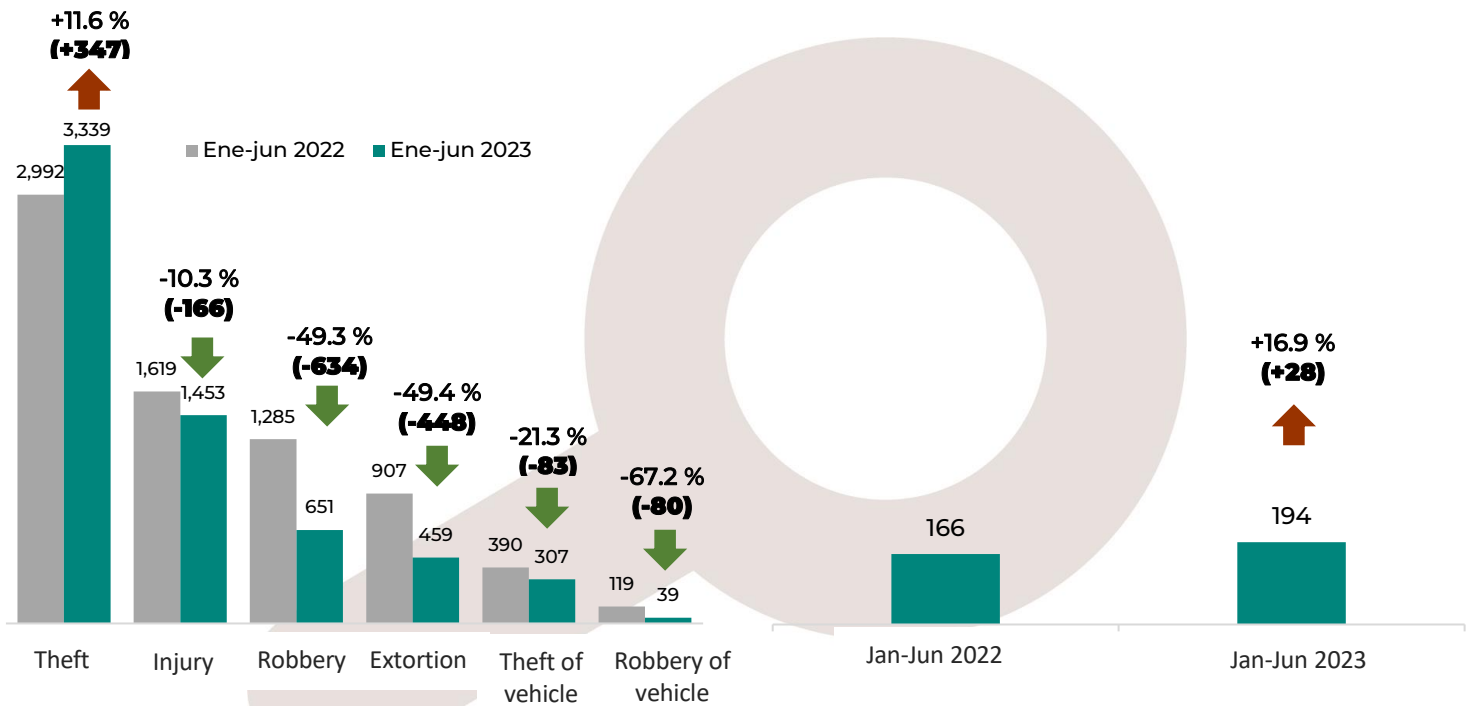
**Number of homicides and femicides by municipality, January–June 2023**



Source: Prepared by UNDP through InfoSegura based on daily figures published by the National Civil Police (PNC).

### Number of property crimes, first semester 2022–2023

### Number of individuals reported missing, first semester 2022–2023



Source: Prepared by UNDP through InfoSegura based on data provided by the National Civil Police (PNC).