



infoSEGURA



Analysis of Citizen Security in 2022

BELIZE



2022 Situational Analysis on Crime and Violence

- Major Crimes
- Murders
- Suicides
- Road Traffic Fatalities
- Sexual Violence
- Domestic Violence
- Property Crimes

Data Sources: Belize Police Department through the Joint Intelligence Coordinating Center and Belize National Forensic Science Service

Main Findings

Belize recorded an overall increase in Major Crimes during 2022. According to official data provided by the Belize Police Department, the total number of Major Crimes recorded in 2021 was 883, while 1,035 in 2022. This represents an increase of 17.2%.

Belize's murder rate in 2022 was 25.6 murders per 100,000 inhabitants reflecting a decline in 2022 from 29.06 in 2021.

A total of 113 murder victims were recorded during 2022, representing a decrease of 9.6% (12 fewer victims). The most notable increase was seen in males between ages 25-29 years.

Majority of the murder victims recorded were from urban areas (a total of 78 murder victims). This accounted for 69% of the murder victims in 2022. The largest urban locations- Belize District and Cayo District continued to be areas of greatest concern due to a higher concentration of urban areas in both districts.

In 2022, there were 37 suicides recorded. This represents a decrease of 15.9% (7 fewer suicides) compared to the previous year.

The Cayo District recorded the highest road traffic fatalities (21) in 2022 followed by the Belize District with 18 road traffic fatalities. The Toledo District (4) recorded the least road traffic fatalities for the year 2022.

Both Rape and Unlawful Sexual Intercourse increased in reports during 2022 to a total of 24 and 60 respectively.

Rape doubled (to 24 cases), and Unlawful Sexual Intercourse increased by 14 cases in 2022.

A total of 2,856 Domestic Violence reports were recorded during 2022 representing an increase of 20.9% (increased by 494 reports) relative to 2021. During 2022, 8 in 10 Domestic Violence reports were filed by females.

During 2022, 838 property crimes were recorded in the major crimes category. This represents an overall increase of 19.7% from 700 incidents recorded during the same period in 2021.

Major Crimes

There are 6 Major Crimes recorded by the Belize Police Department

Homicide

1. Murder

Sexual Violence

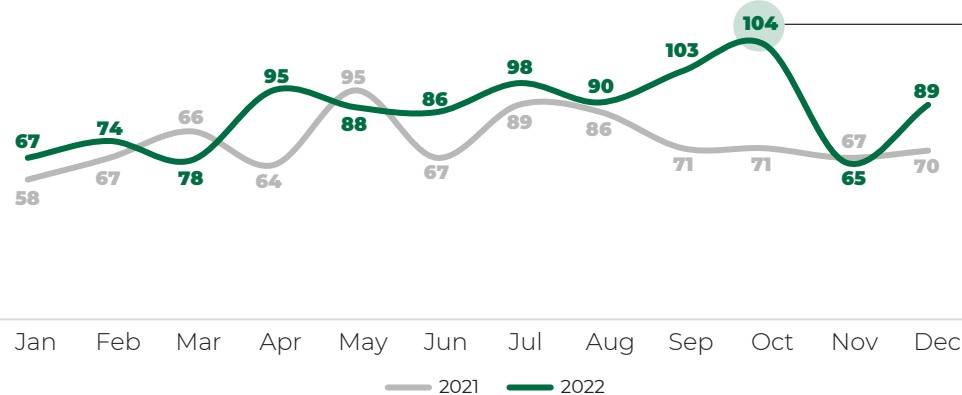
2. Rape
3. Unlawful Sexual Intercourse

Property Crimes

4. Robbery
5. Burglary
6. Theft

The greatest increase of major crimes for the period January to December 2022 was recorded in October with an increase of 60.6% (increased by 43 cases). This accounted for 114 crimes recorded in October. March, May, and November 2022 recorded a decrease (12, 7, and 2 cases respectively) compared to the same period in 2021.

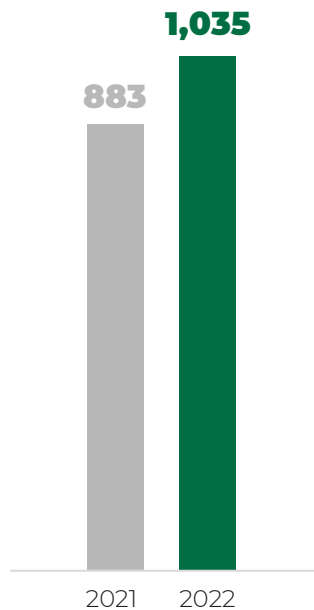
Major Crimes by month



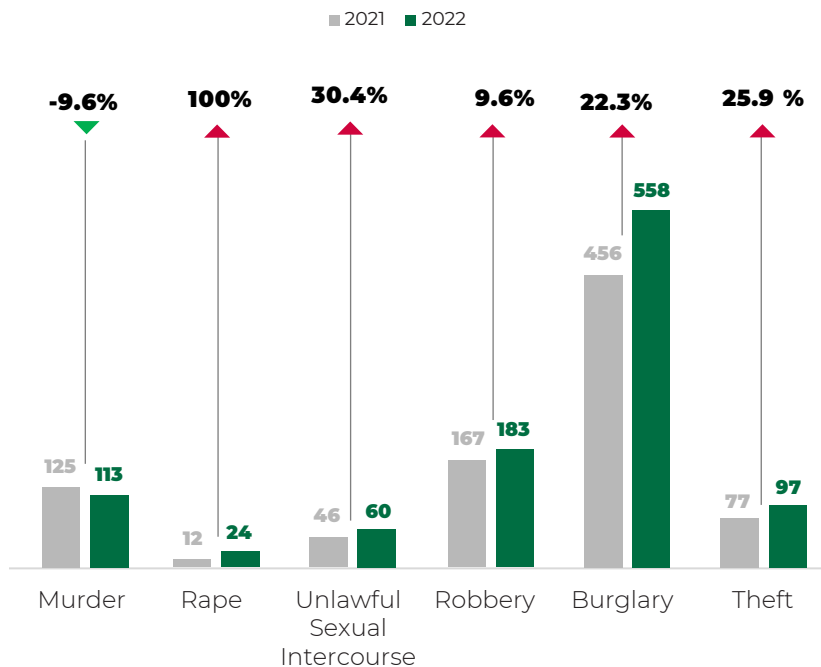
Burglary
60%

During October Burglary accounted for 52.6% of the Major Crimes.

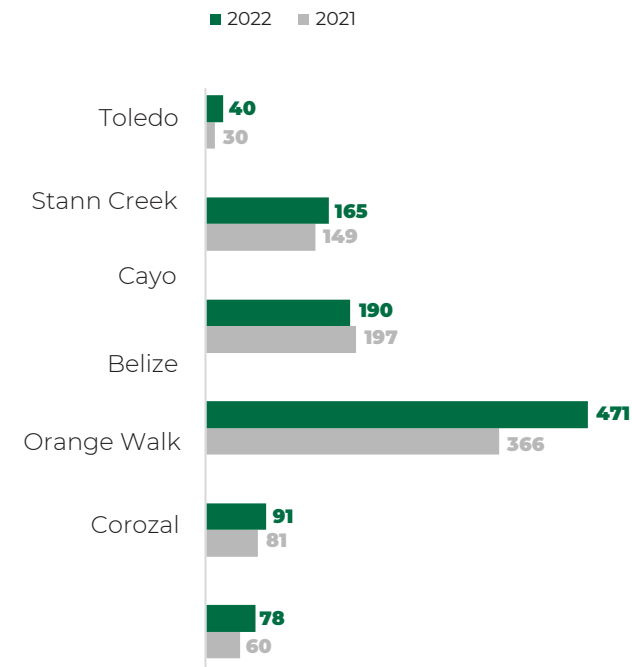
Major Crimes by year



Major Crimes by category



Major Crimes by district



The total major crimes from January to December 2022 accounts for 1,035 records. There was an increase of 17.2% in crimes recorded compared to 2021. (Increased by 152 cases).

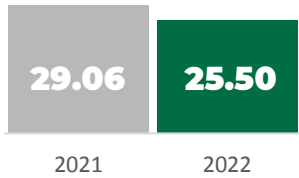
During 2022, all categories of major crimes recorded an increase except for Murder (decrease of 12 murder victims).

Burglary accounted for 54% (558) of the major crimes reported compared to 2021. There was an increase of 22.3% (102 more cases) in burglary.

The Belize District is known to have a higher mobility and larger population density compared to the other districts. It accounted for 45.5% (471 cases) of the major crimes recorded during this period while Toledo showed the highest increase of 33.3% (increased by 10 cases) in major crimes recorded compared to 2021.

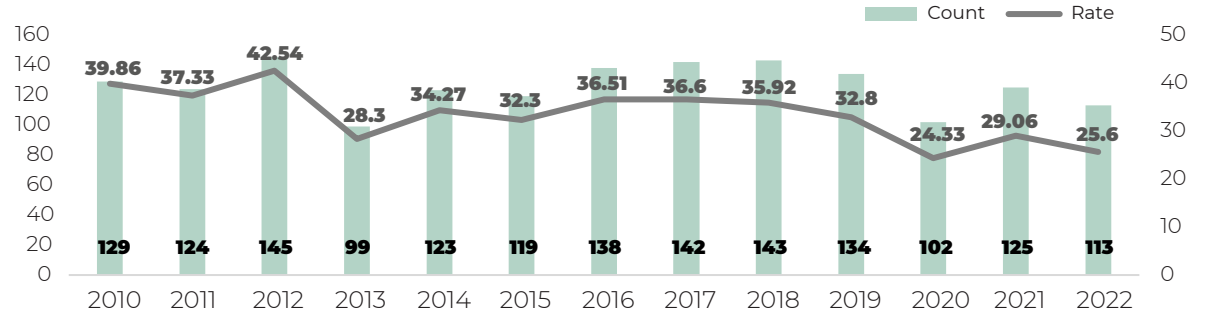
Murders

Murder Rate declined in 2022

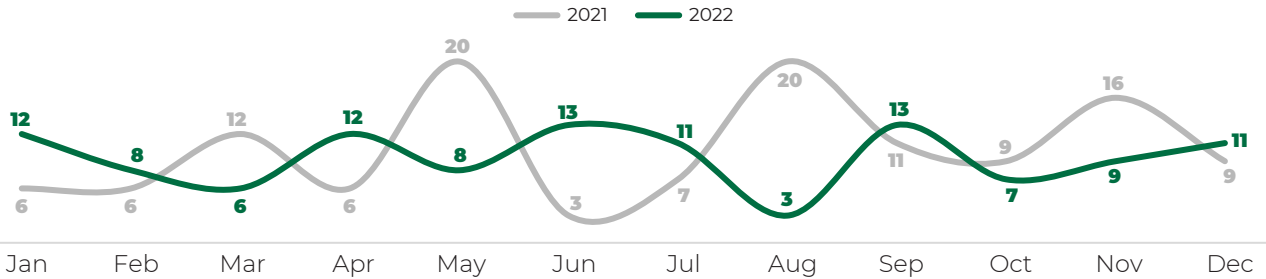


In 2022, the murder rate was 25.6 murders per 100,000 inhabitants.

This accounted for 113 murder victims reflecting a decline of 12 murder victims in 2022 compared to 2021.



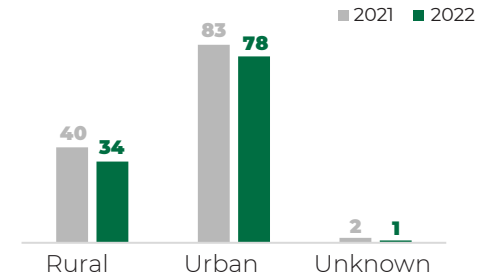
Total Murder Victims by month



In August 2022, the murder victims decreased by 85% (17 fewer murder victims) but immediately experienced an increase in September (10 more murder victims).


The greatest number of murder victims reported were in June and September with 13 murders respectively.

Total Murder victims by geographical area



Majority of the murders recorded were from Urban areas. This accounted for 69% of the murder victims in 2022 (a total of 78 murder victims).

Proportion of Murder victims by sex

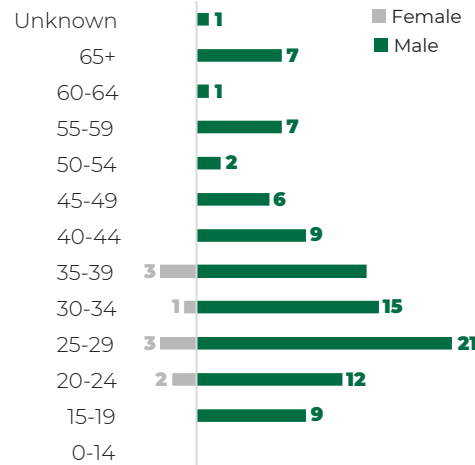


Murder weapons used



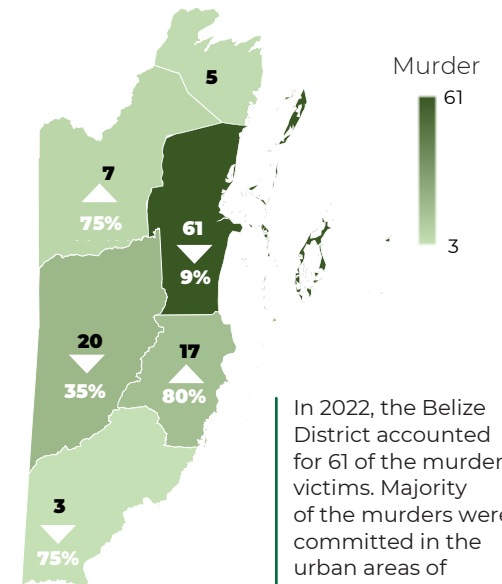
- In Belize, 8 in 10 murders were committed with a firearm.
- 2 in 10 murders were committed using a sharp object.
- Other includes blunt objects and hands.

Total Murder Victims by age



In 2022, the highest number of murder victims was recorded for individuals between the ages of 25-29 years.

Total Murder victims by district 2022



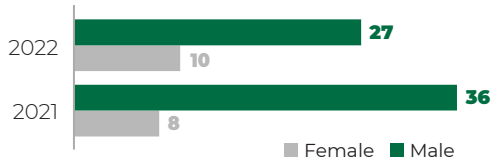
In 2022, the Belize District accounted for 61 of the murder victims. Majority of the murders were committed in the urban areas of the district.

Suicides

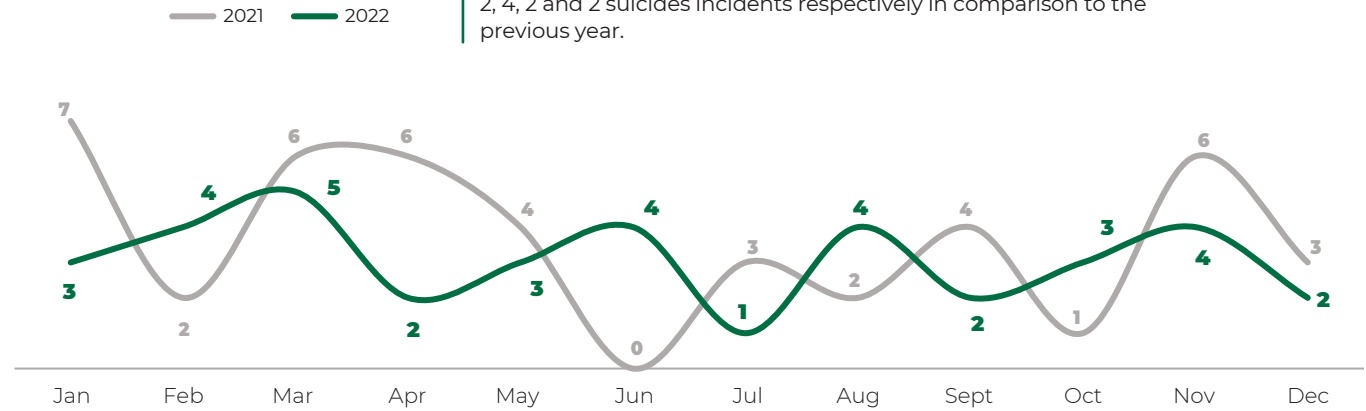
In 2022, there were 37 suicides recorded. This represents a decrease of 15.9% (7 fewer suicides) compared to the previous year.

Males accounted for 73% of the suicides committed.

However, the number of suicides committed by males decreased by 25% in 2022 compared to 2021.

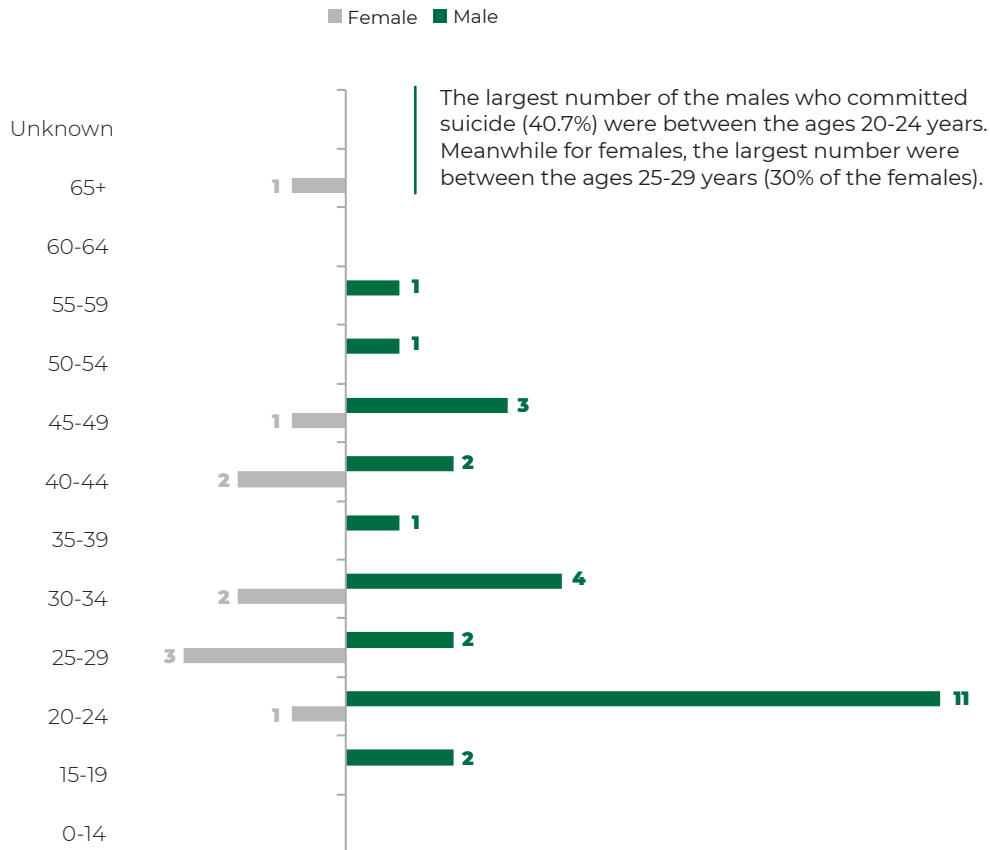


Suicides by month



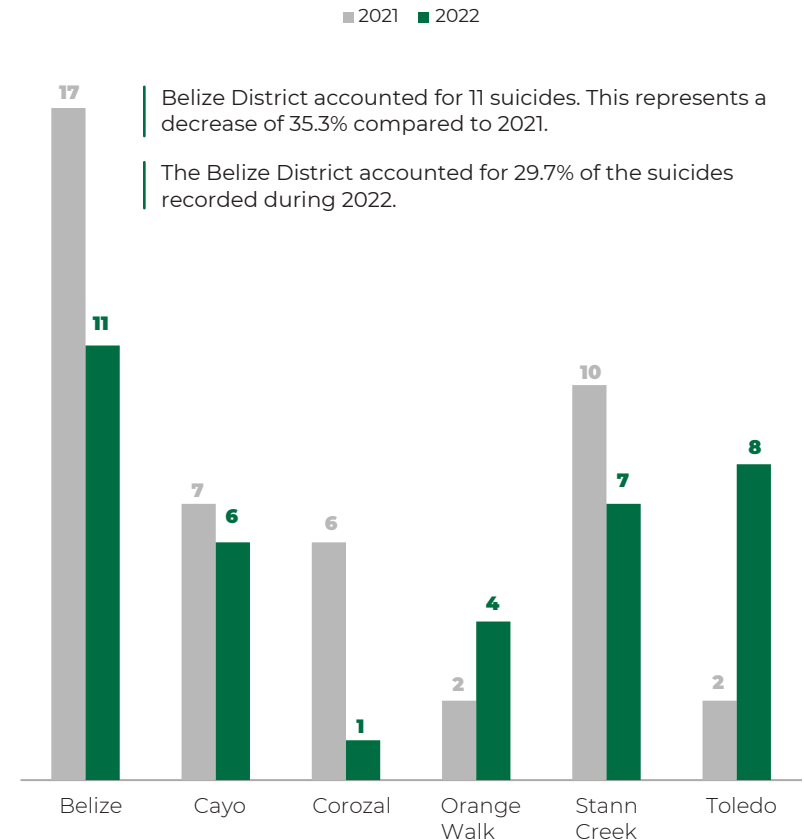
In February, June, August, and October 2022 there was an increase of 2, 4, 2 and 2 suicides incidents respectively in comparison to the previous year.

Suicides by age and sex, 2022



The largest number of the males who committed suicide (40.7%) were between the ages 20-24 years. Meanwhile for females, the largest number were between the ages 25-29 years (30% of the females).

Suicides by district



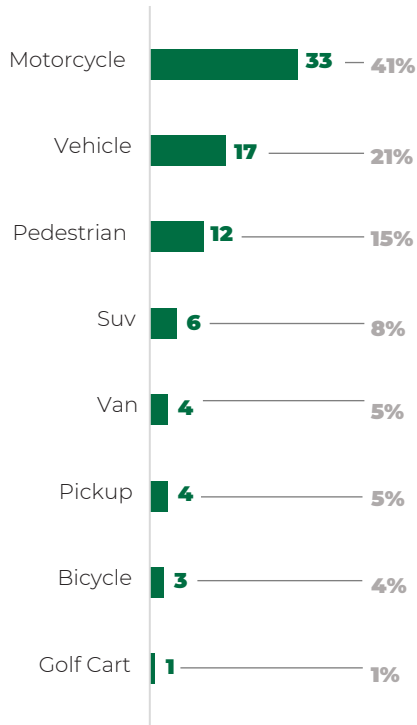
Belize District accounted for 11 suicides. This represents a decrease of 35.3% compared to 2021.

The Belize District accounted for 29.7% of the suicides recorded during 2022.

Road Traffic Fatalities

Motorcycles accounted for 41% of Road Traffic Fatalities (total of 33 fatalities). The highest count of Road Traffic Fatalities.

Road Traffic Fatalities by mode of transportation

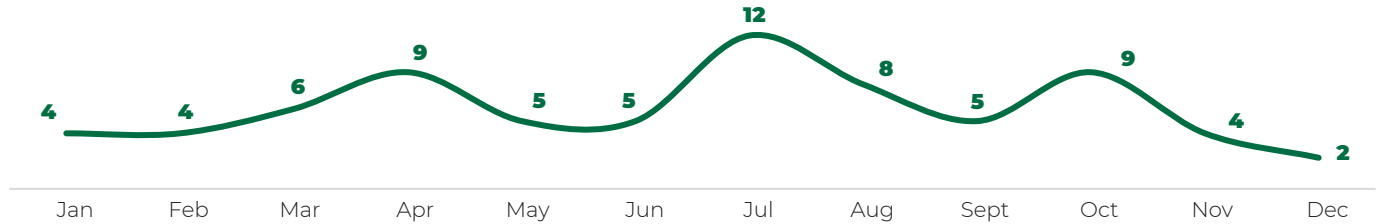


Proportion of victims of Road Traffic Fatalities by sex



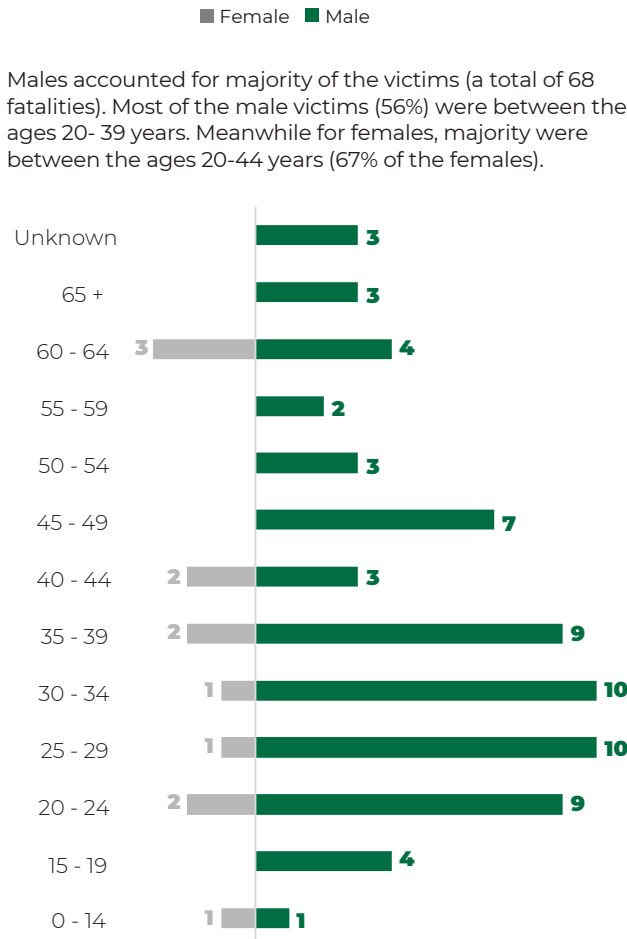
In 2022, 9 in 10 victims of Road Traffic Fatalities were males.

Road Traffic Fatalities by month, 2022

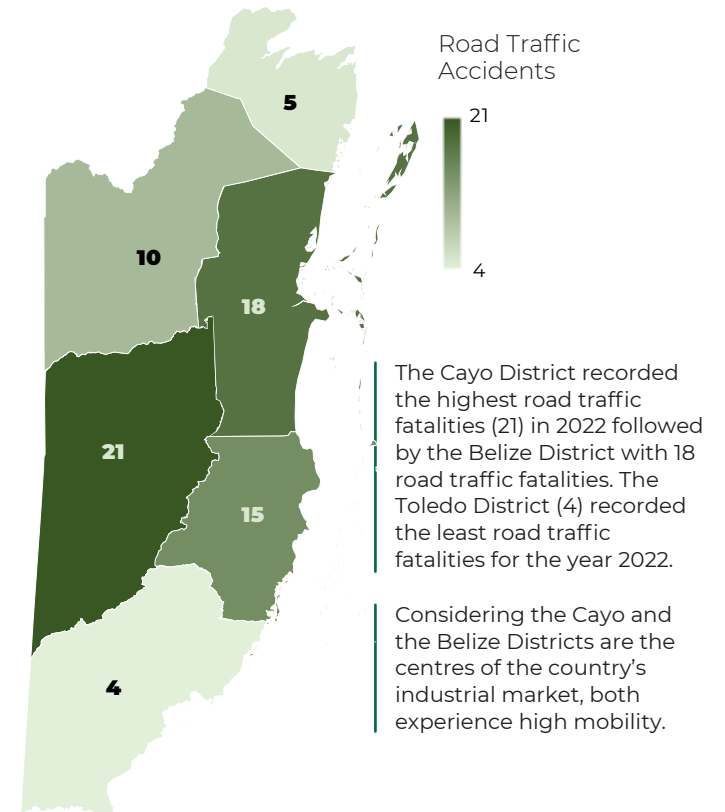


In 2022, there were 73 Road Traffic Fatalities. April, July, and October recorded the highest number of fatalities with 9, 12, and 9 respectively. December recorded the least number of fatalities with 2.

Road Traffic Fatalities by age and sex, 2022



Road Traffic Fatalities by district, 2022



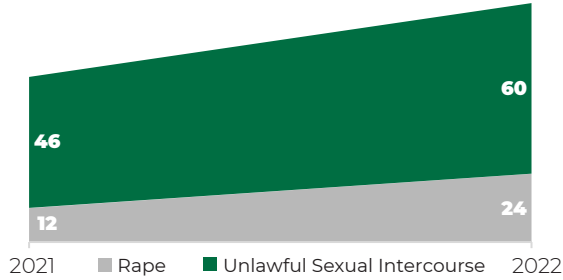
The Cayo District recorded the highest road traffic fatalities (21) in 2022 followed by the Belize District with 18 road traffic fatalities. The Toledo District (4) recorded the least road traffic fatalities for the year 2022.

Considering the Cayo and the Belize Districts are the centres of the country's industrial market, both experience high mobility.

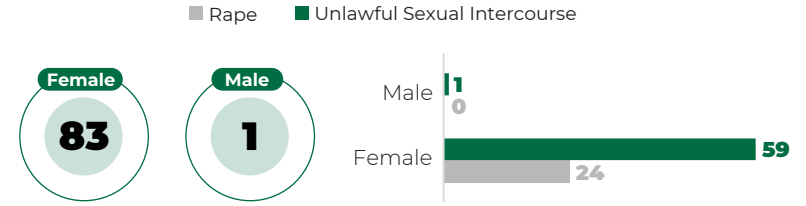
Sexual Violence

Both Rape and Unlawful Sexual Intercourse increased in reports during 2022 (to a total of 24 and 60 respectively).

Rape doubled (to 24 cases), and Unlawful Sexual Intercourse increased by 14 cases in 2022.



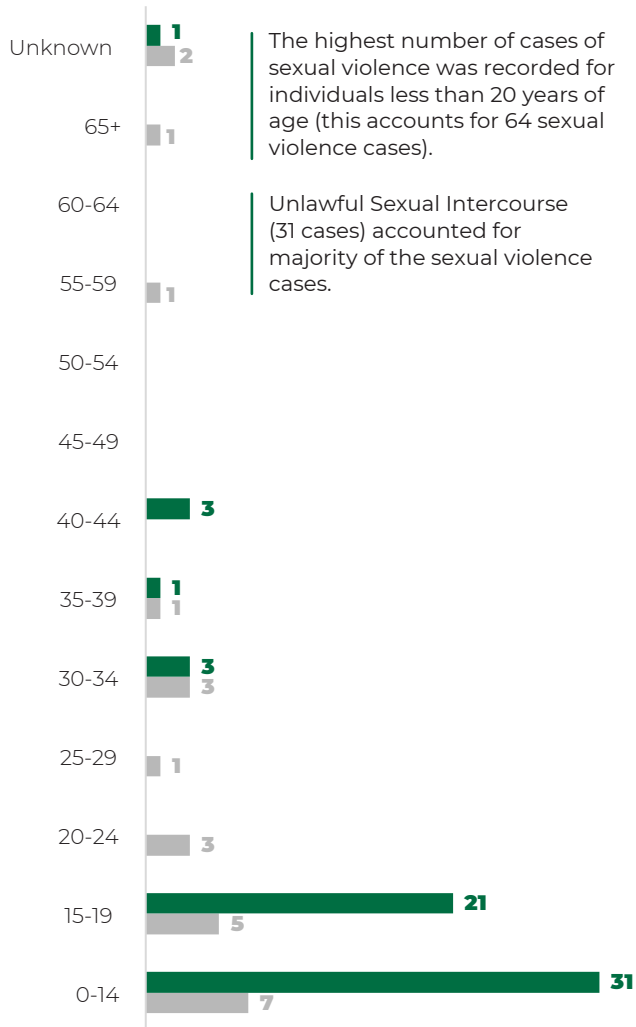
Proportion of victims of Sexual Violence by sex



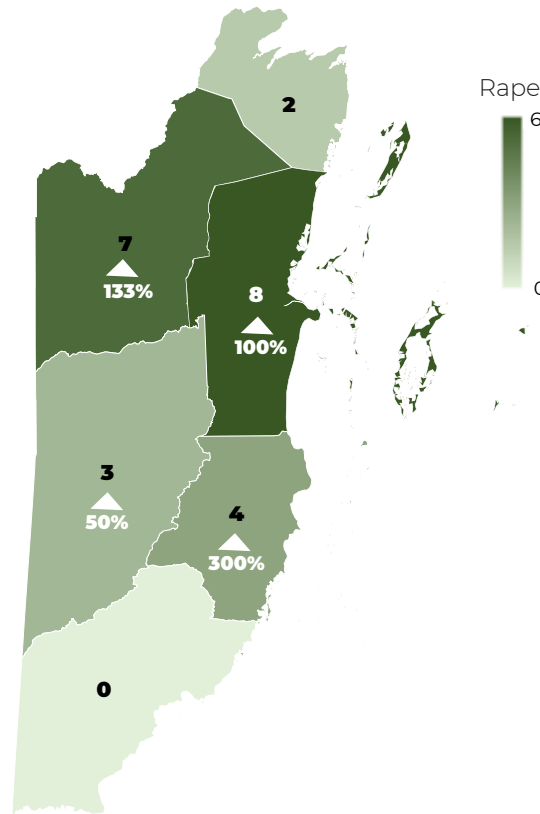
Most of the victims of sexual violence were females accounting for 99%. This accounted for a total of 24 female victims of Rape and 59 female victims of Unlawful Sexual Intercourse.

Sexual Violence by age

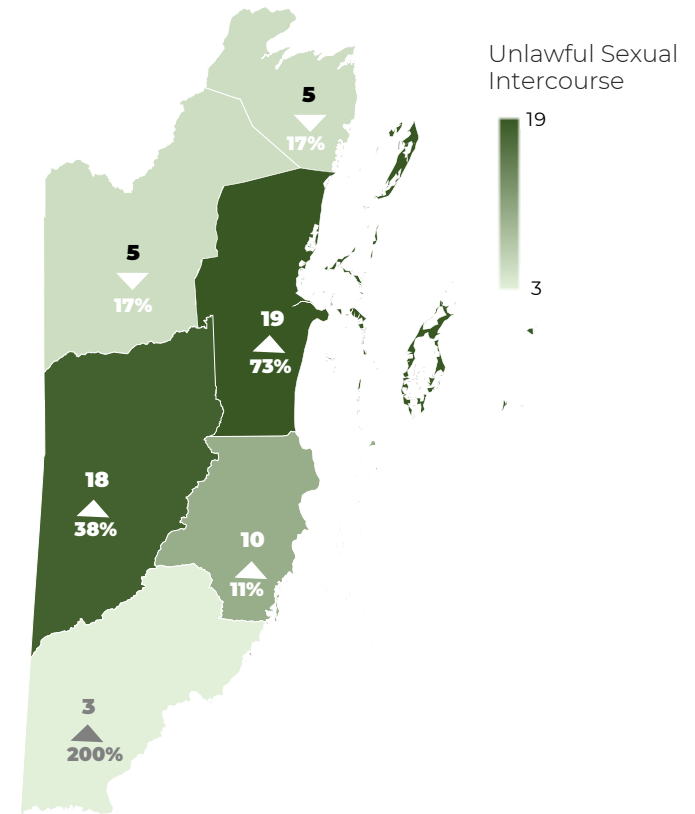
■ Rape ■ Unlawful Sexual Intercourse



Rape incidents by district 2022



Unlawful Sexual Intercourse incidents by district 2022



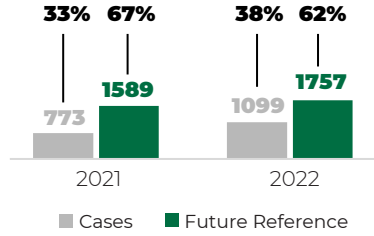
No rape cases were recorded in the Toledo District during 2022. The Belize District recorded the highest for both Rape and Unlawful Sexual Intercourse cases in 2022. This was a total of 8 and 19 respectively.

However, the highest increase for Rape cases was recorded in Stann Creek (3 more cases) meanwhile the highest increase in Unlawful Sexual Intercourse was recorded in Toledo (3 more cases).

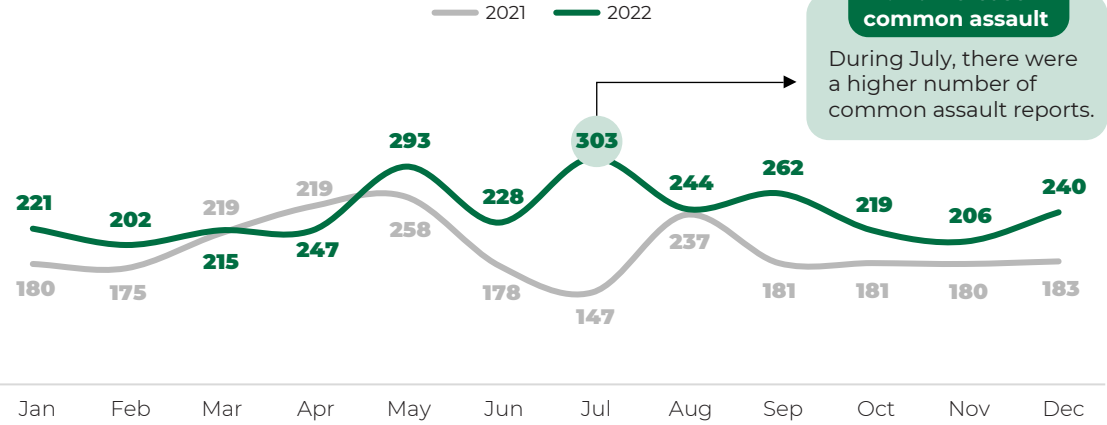
Domestic Violence

During 2022, there were 2,856 Domestic Violence reports recorded.

This was an increase of 20.9% relative to 2021 (increased by 494 reports).




Domestic Violence Reports by month



44.4% increase in common assault
During July, there were a higher number of common assault reports.

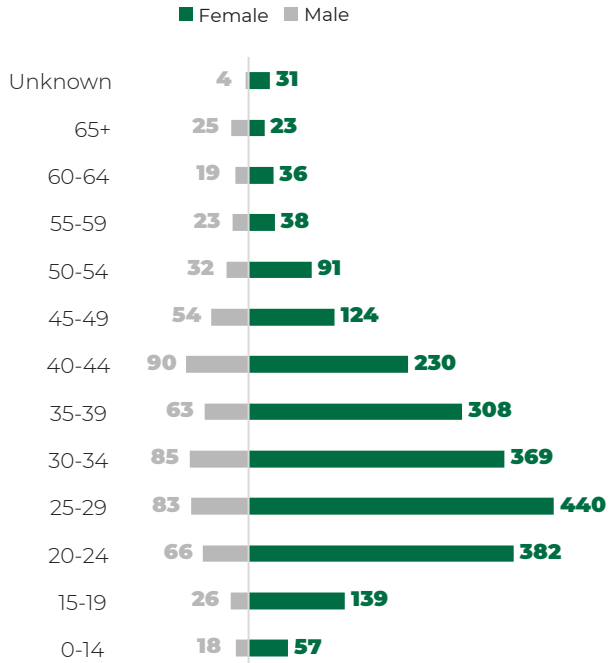
April was the only month with a decrease (28 fewer cases). July 2022 recorded the greatest increase in reports of 106% (156 more cases).

Proportion of reports of Domestic Violence by sex



8 in 10 Domestic Violence reports were filed by females.

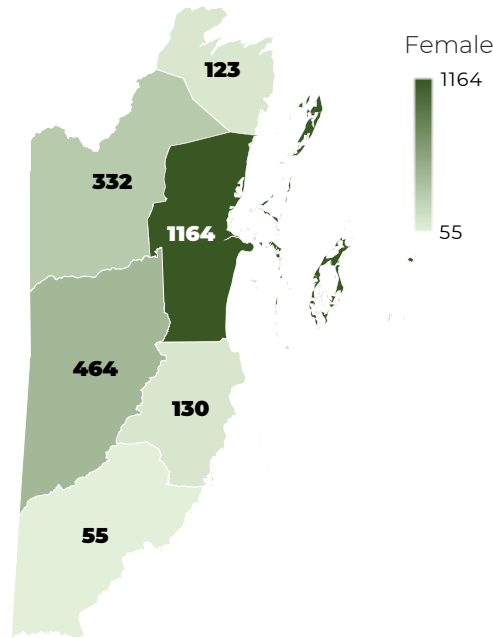
Domestic Violence Reports by age and sex



Most reports were filed by females aged 20 to 44 years.

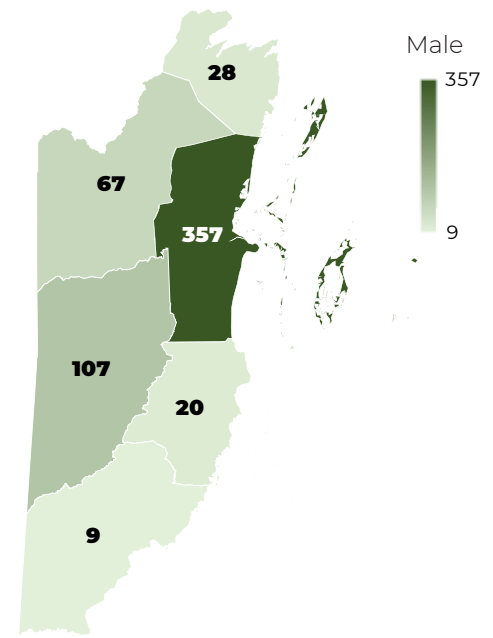
The largest percentage (15%) of female Domestic Violence complainants were between the ages of 25 to 29 years.

Domestic Violence reported by females



The Belize District accounted for 1,164 Domestic Violence reports filed by females and 357 reports filed by males.

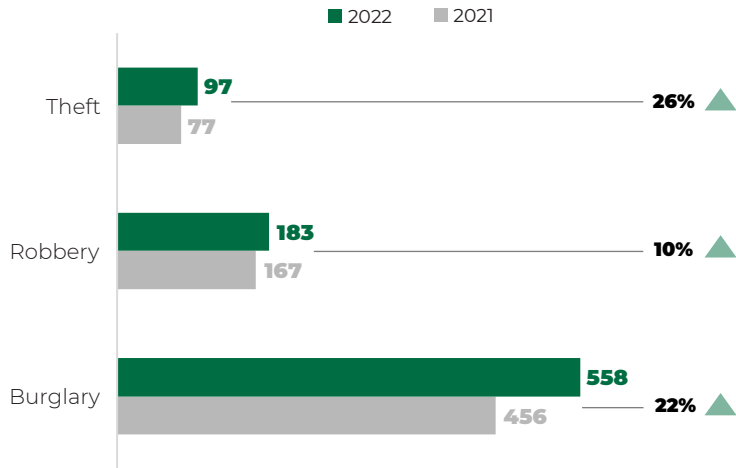
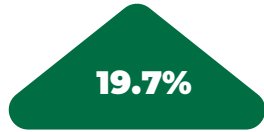
Domestic Violence reported by males



Considering the high population density in the Belize District for both females and males it accounted for 53.3% of the Domestic Violence reports.

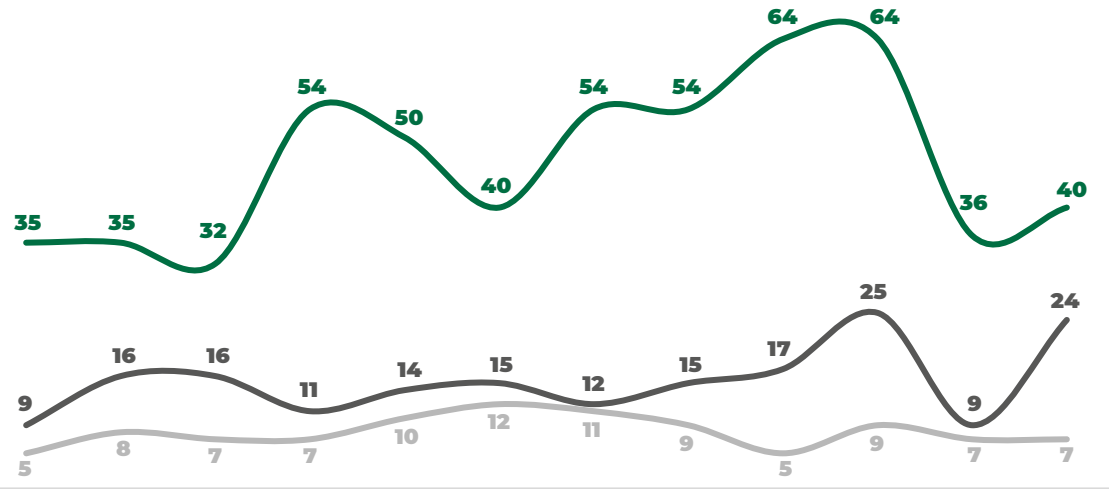
Property Crimes

During 2022, 838 property crimes were recorded in the major crimes category. This represents an overall increase of 19.7% from 700 incidents recorded during the same period in 2021.



Property Crimes by month

— Burglary — Robbery — Theft




Jan Feb Mar Apr May Jun Jul Aug Sep Oct Nov Dec

During 2022, Burglary is the most prevalent property crime recorded throughout the year.

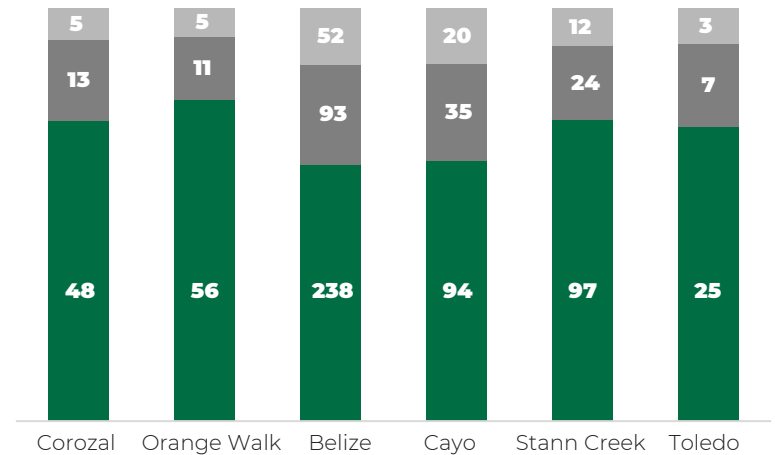
In 2022 there was a total of 238 burglaries recorded in the Belize District. This accounted for 42.7% burglary records. The months with the highest burglary records were in September and October with 64 records each.

Property Crimes by victim sex



Property Crimes by district

■ Burglary ■ Robbery ■ Theft



Burglary is the most prevalent property crime across all districts.

The Belize District accounted for 383 property crimes. This included 238 burglary crimes, 93 robbery crimes, and 52 theft crimes.

The Belize District is known to have a larger population density compared to the other districts. In 2022, it accounted for 46% of the property crimes recorded.