



# HONDURAS

## Citizen Security Analysis

### First Quarter of 2023

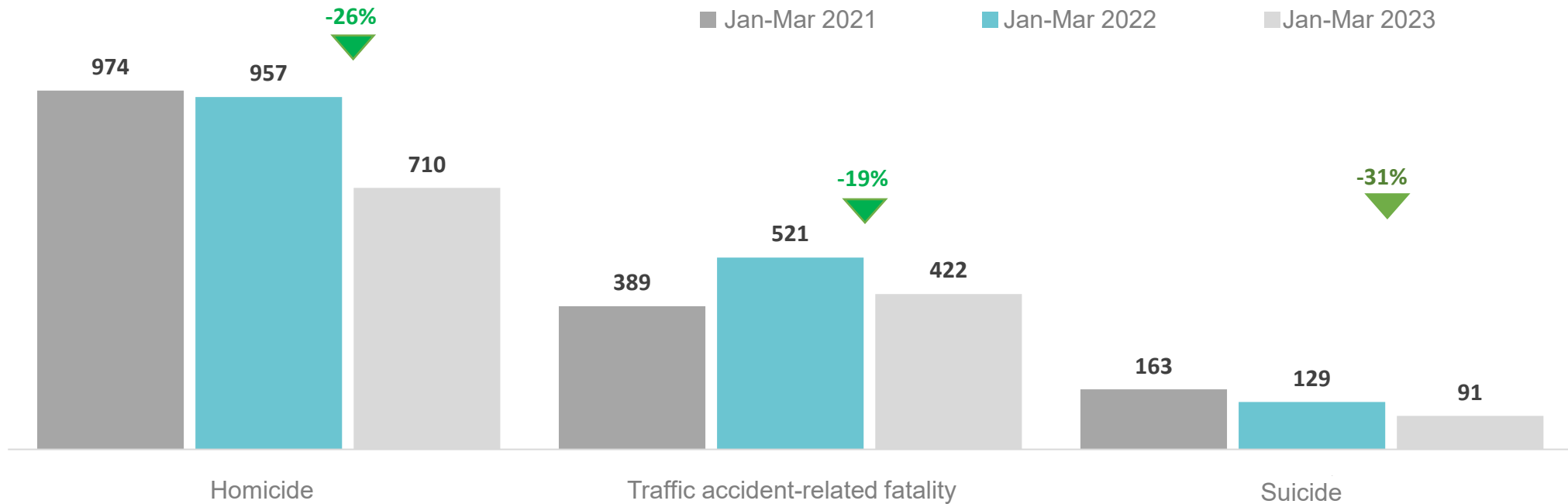
Preliminary data

*Prepared: April 2023*

 [seguridaddatosabiertos.gob.hn](https://seguridaddatosabiertos.gob.hn)



Between January and March 2023, all incidence down compared to the same period in 2022. Homicides exhibit a 26 per cent reduction, while road traffic accident-fatalities decreased 19 per cent, and suicides were the incidences with the greatest reduction with a 31 per cent drop.

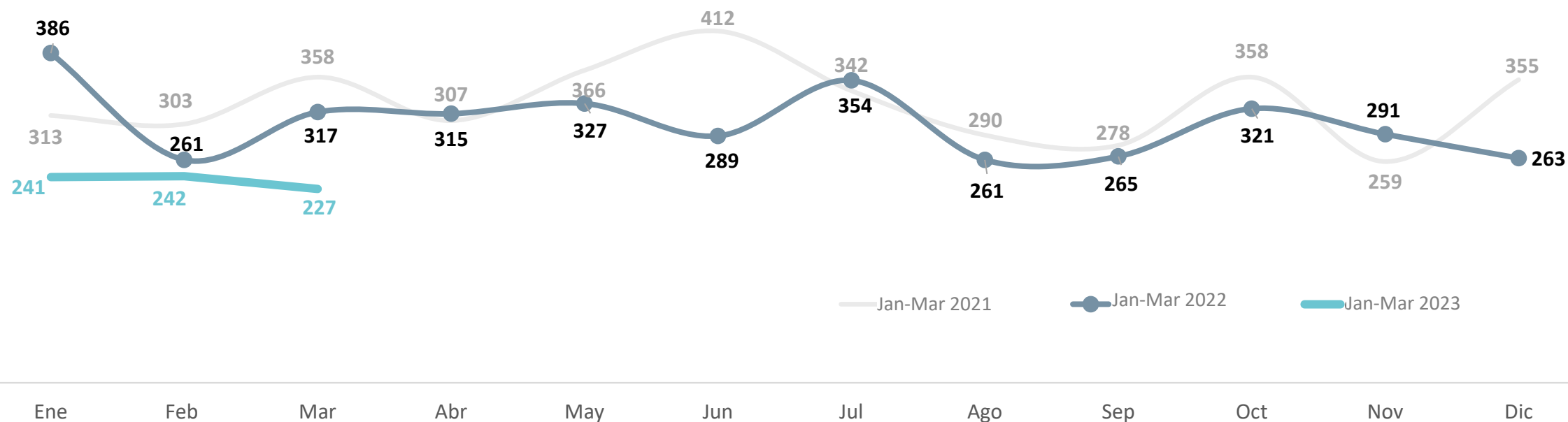


Source: Technical Working Group on Violent Deaths National Police, Public Ministry/Directorate of Forensic Medicine. National Registry of Persons. Citizen Coexistence and Security Observatories. National Statistics Institute. IUDPAS/UNAH. Technical Inter-Institutional Coordination Unit (UTECI)/Subsecretary for Police Affairs.

## Homicides

In the first quarter in 2023, a progressive decline can be observed month-by-month So far, February is the month with most homicides this quarter.

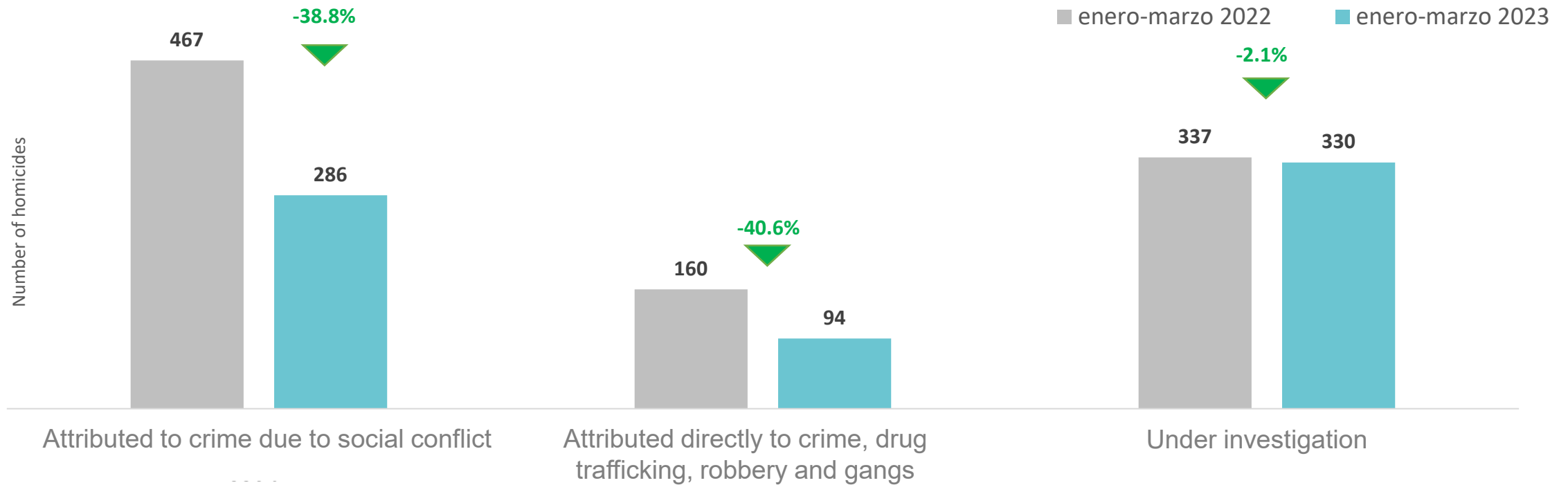
### Number of homicides by month



**Source:** Technical Working Group on Violent Deaths National Police, Public Ministry/Directorate of Forensic Medicine. National Registry of Persons. Citizen Coexistence and Security Observatories. National Statistics Institute. IUDPAS/UNAH. Technical Inter-Institutional Coordination Unit (UTECI)/Subsecretary for Police Affairs.

According to the available information, the first quarter in 2023 closed with 330 cases still under investigation, that is a 2.1 per cent reduction (seven fewer cases) compared to the same number quarter in 2021.

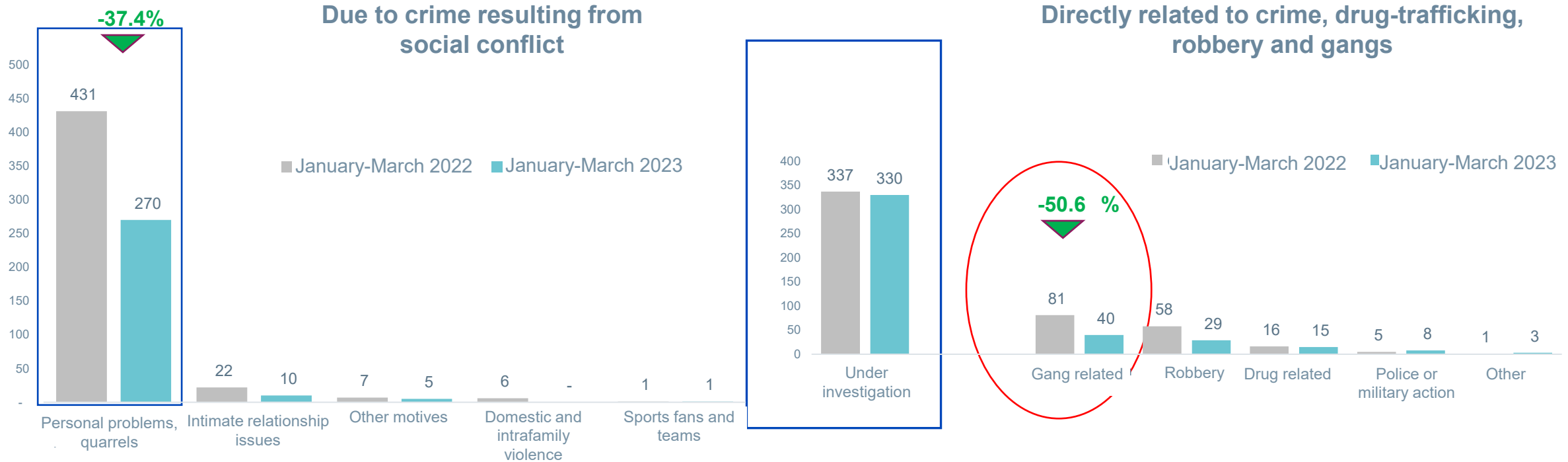
During the same time period, the incidence of social conflict and crime decreased by 38.8 per cent (181 fewer victims), and 40.6 per cent (65 fewer victims).



Source: Technical Working Group on Violent Deaths National Police, Public Ministry/Directorate of Forensic Medicine. National Registry of Persons. Citizen Coexistence and Security Observatories. National Statistics Institute. IUDPAS/UNAH. Technical Inter-Institutional Coordination Unit (UTECI)/Subsecretary for Police Affairs.

# Homicides

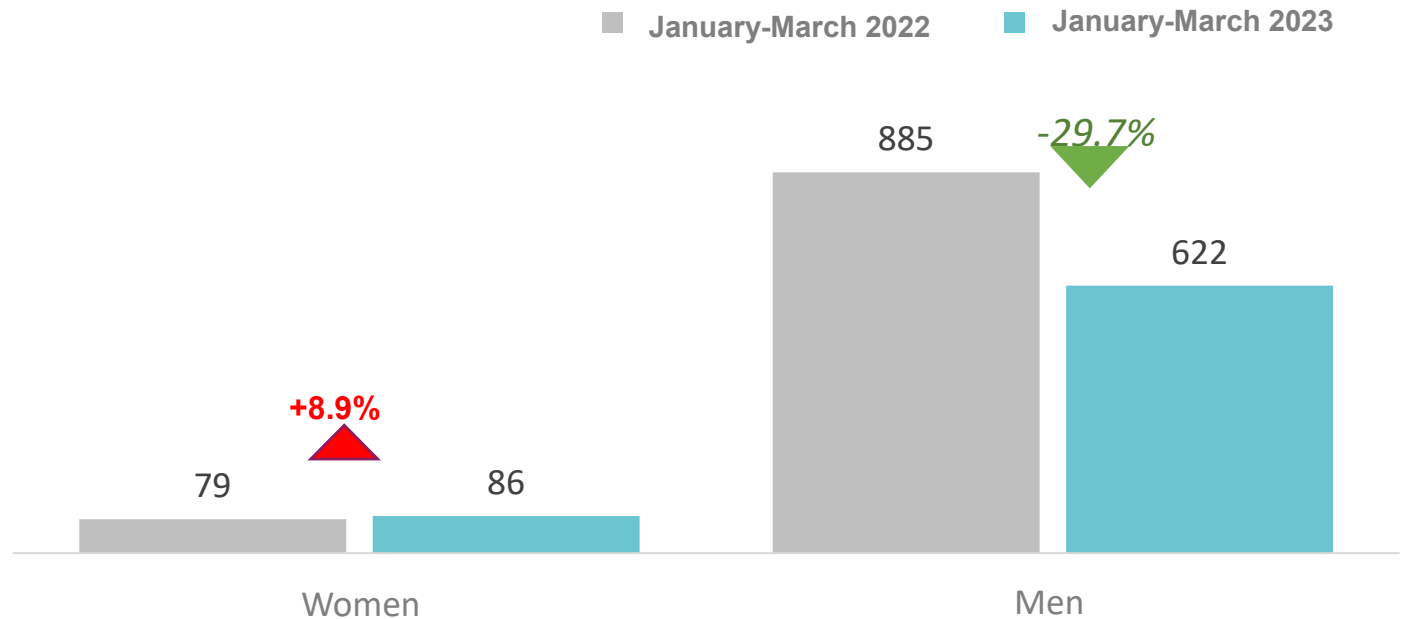
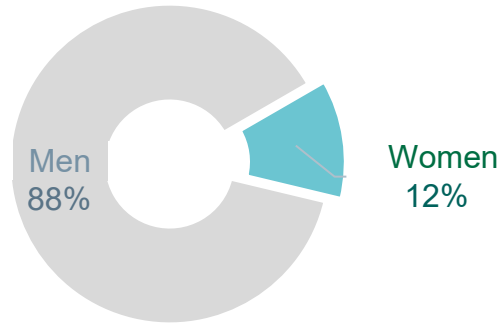
According to preliminary data at the end of the first quarter in 2023, there were 330 homicides under investigation. Furthermore, there was a notable 37.4 per cent drop in homicides involving personal issues and quarrels (161 fewer victims). However, this is still high compared to those attributed to robbery and gangs, which also exhibited a 22.4% decline (41 fewer victims) as compared to the same period in 2021.



**Source:** Technical Working Group on Violent Deaths National Police, Public Ministry/Directorate of Forensic Medicine. National Registry of Persons. Citizen Coexistence and Security Observatories. National Statistics Institute. IUDPAS/UNAH. Technical Inter-Institutional Coordination Unit (UTECI)/Subsecretary for Police Affairs.

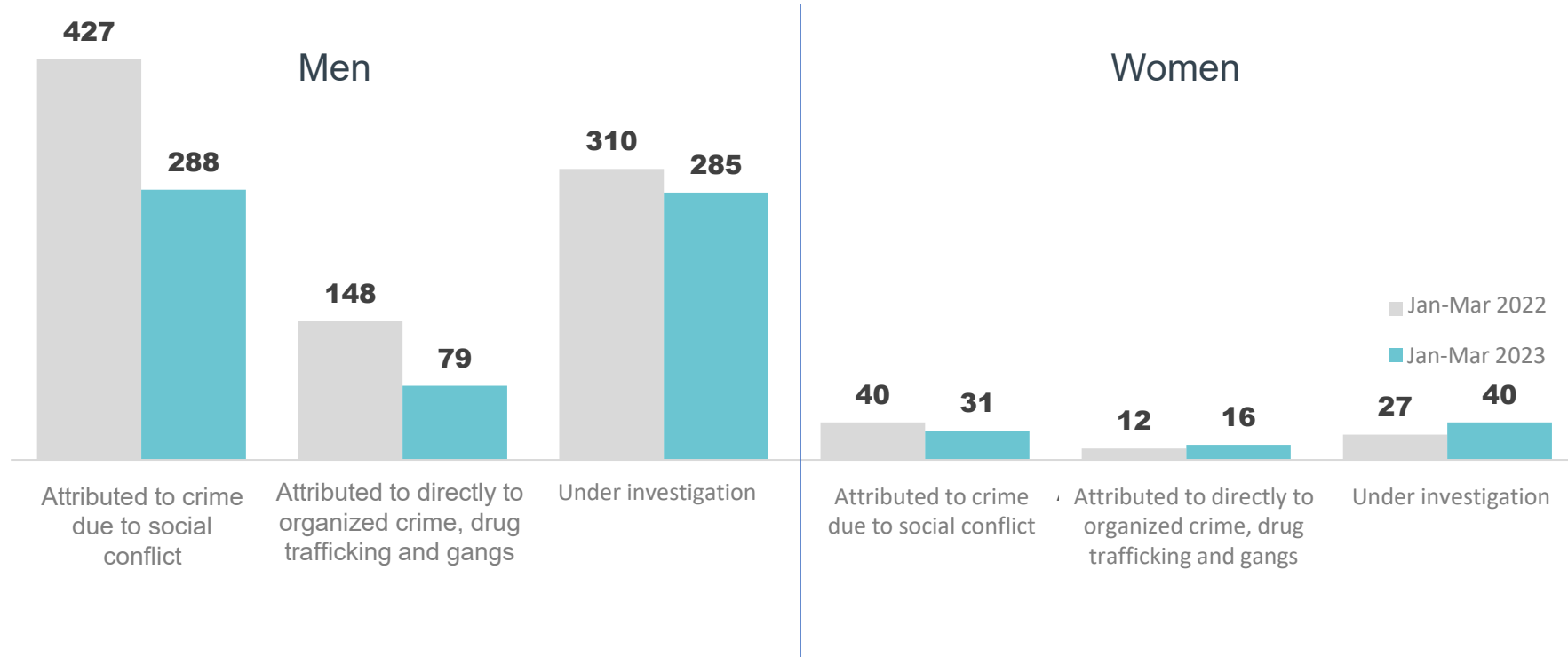
From January to March 2023, 88 per cent of homicides involved men, these decreased 29.7 per cent (243 fewer victims) with regard to the same period in 2022. Violent deaths of women accounted for 12 per cent of the total and compared to the first quarter of 2022, there was an increase of 8.9 per cent (7 more victims).

Homicide by sex  
January-March 2023



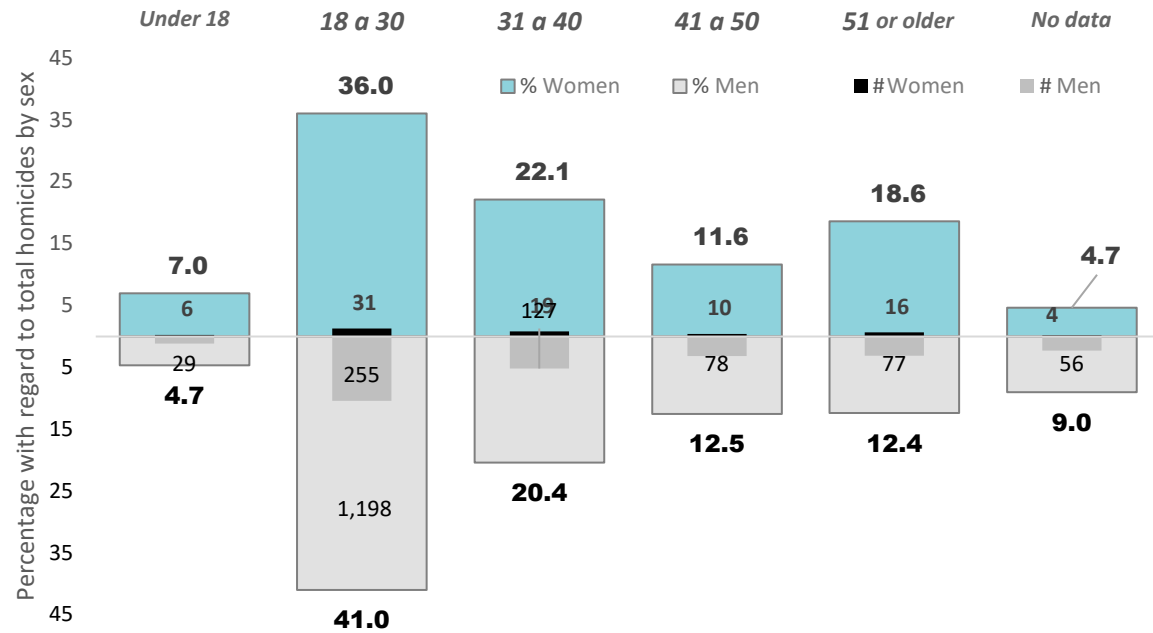
Source: Technical Working Group on Violent Deaths National Police, Public Ministry/Directorate of Forensic Medicine. National Registry of Persons. Citizen Coexistence and Security Observatories. National Statistics Institute. IUDPAS/UNAH. Technical Inter-Institutional Coordination Unit (UTECI)/Subsecretary for Police Affairs.

Although a high percentage of both male and female homicides are under investigation, the records that are available show that a higher proportion of homicides have to do with motives involving offenses due to social conflict (personal problems, quarrels, domestic violence, intrafamily violence, sports teams and fans)

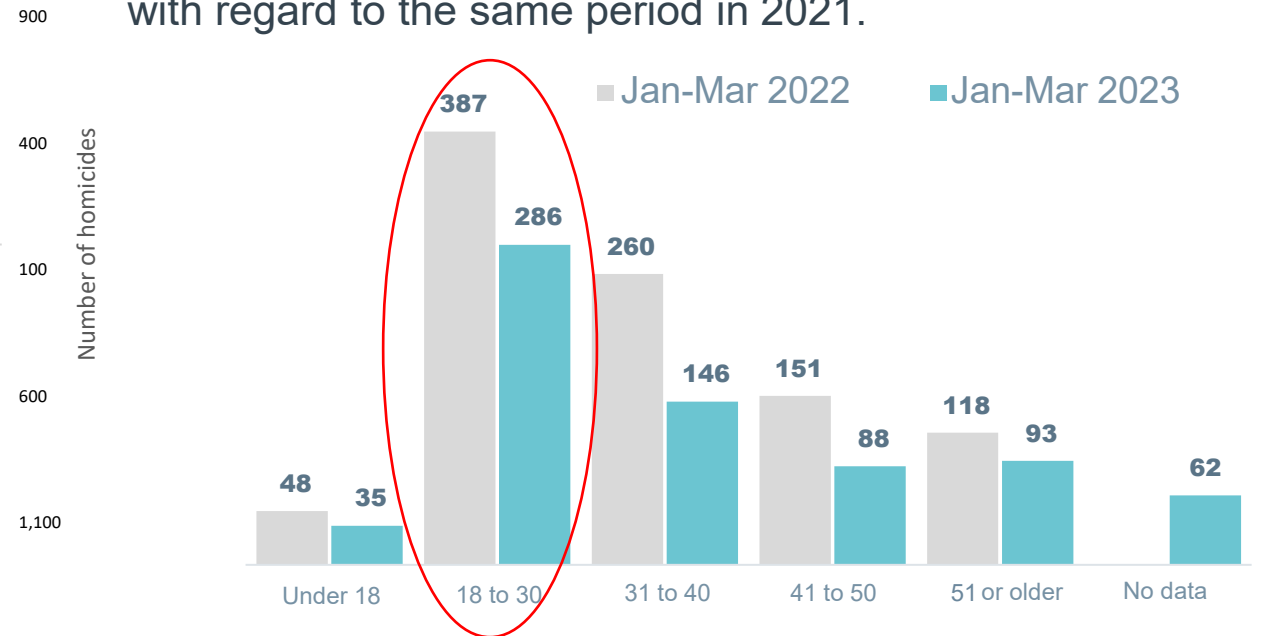


Source: Technical Working Group on Violent Deaths National Police, Public Ministry/Directorate of Forensic Medicine. National Registry of Persons. Citizen Coexistence and Security Observatories. National Statistics Institute. IUDPAS/UNAH. Technical Inter-Institutional Coordination Unit (UTECI)/Subsecretary for Police Affairs.

In the first quarter in 2023, the highest percentage of homicide victims were young people between 18 to 30 years of age.



The number of homicide victims between the ages of 18 and 30 years of age declined by 26.1 per cent (101 fewer victims) with regard to the same period in 2021.

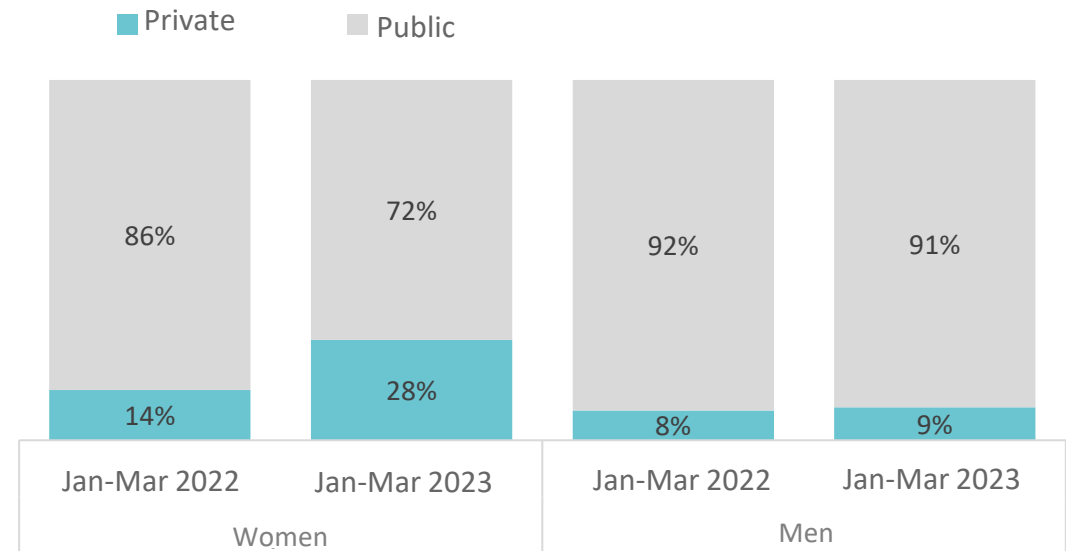
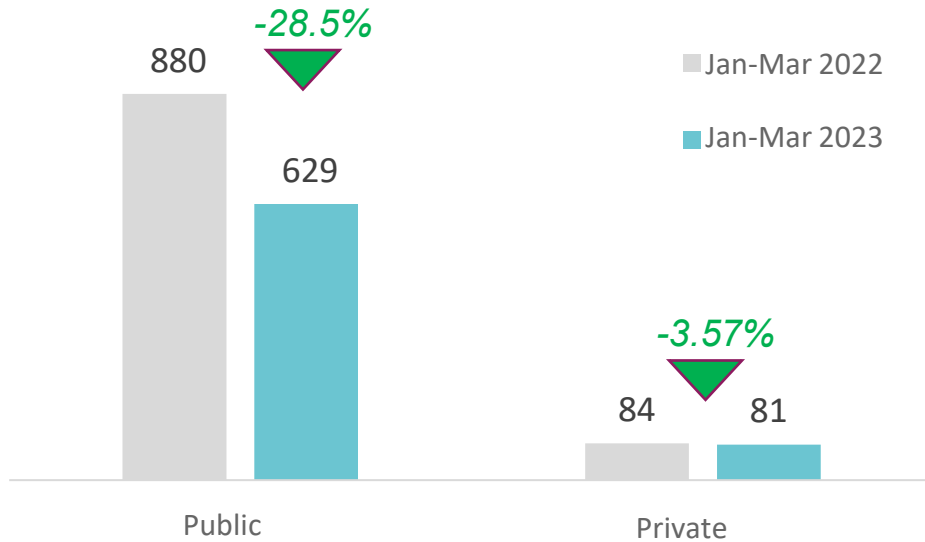


Source: Technical Working Group on Violent Deaths National Police, Public Ministry/Directorate of Forensic Medicine. National Registry of Persons. Citizen Coexistence and Security Observatories. National Statistics Institute. IUDPAS/UNAH. Technical Inter-Institutional Coordination Unit (UTECI)/Subsecretary for Police Affairs.



In the first quarter 2023, records show that violent deaths that took place in public decreased 28.5 per cent (251 fewer victims) and those that took place in private decreased 3.57 per cent (3 fewer victims) as compared to the same period in 2022.

A higher proportion of women are victims of violent deaths in the private sphere (28%) than men (9%), and this proportion has increased with respect to January-March 2022.

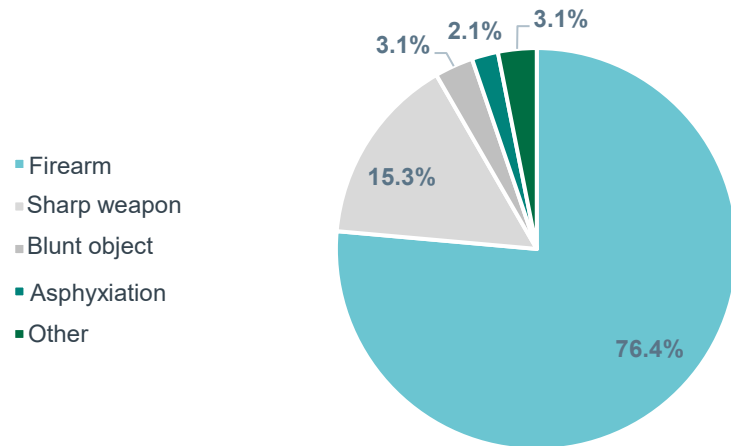


**Source:** Technical Working Group on Violent Deaths National Police, Public Ministry/Directorate of Forensic Medicine. National Registry of Persons. Citizen Coexistence and Security Observatories. National Statistics Institute. IUDPAS/UNAH. Technical Inter-Institutional Coordination Unit (UTECI)/Subsecretary for Police Affairs.

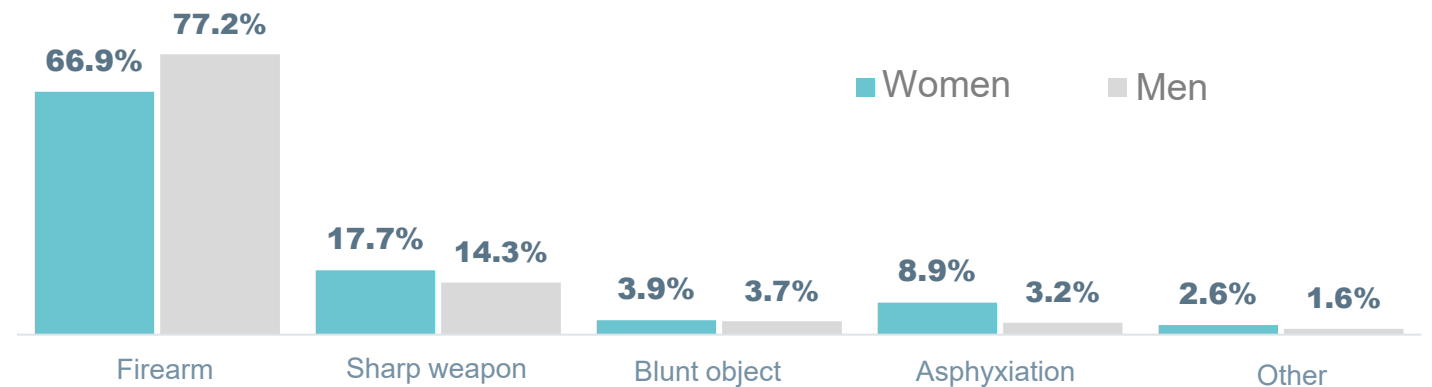
Firearms are still the most frequently used weapon in violent deaths, they were used in 76.4 per cent of such deaths (541 cases).

Women are more likely to be killed with a sharp weapon or strangled. For their part, more men are killed more often with firearms.

Proportion of deaths by type of weapon

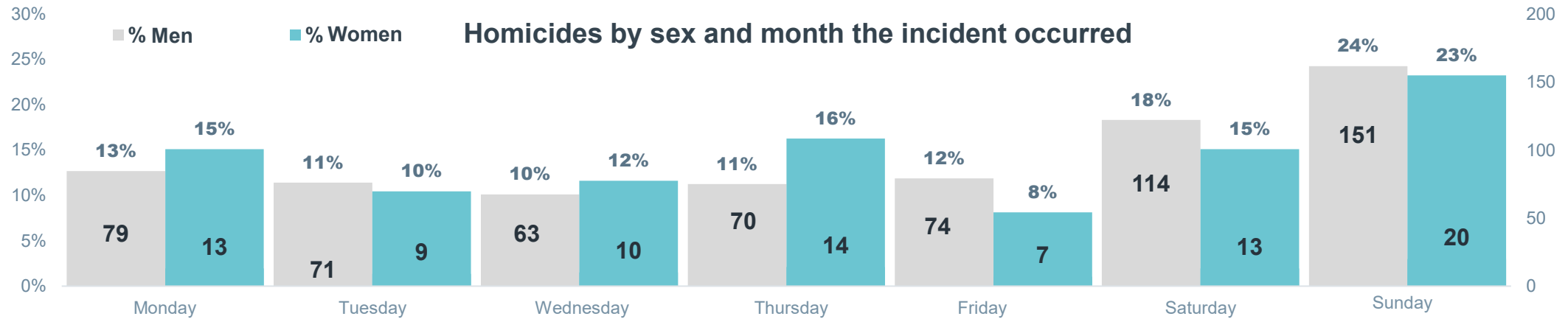


Homicides of men and women according to weapon used to commit the offense

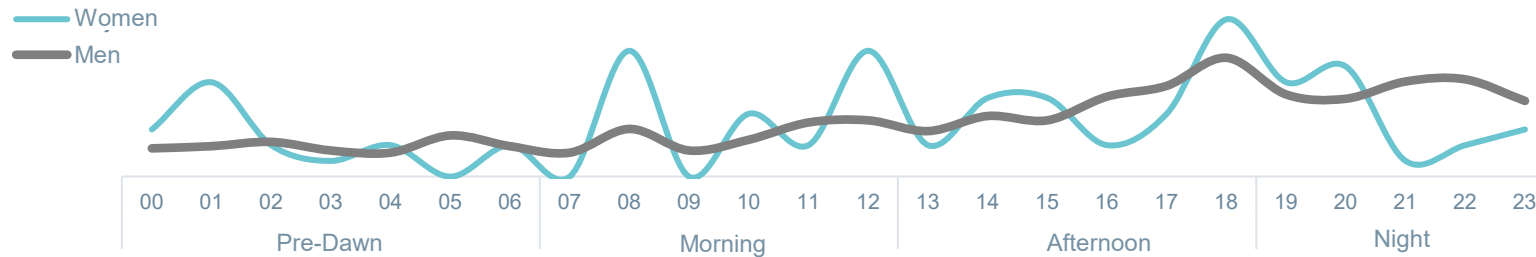


Source: Technical Working Group on Violent Deaths National Police, Public Ministry/Directorate of Forensic Medicine. National Registry of Persons. Citizen Coexistence and Security Observatories. National Statistics Institute. IUDPAS/UNAH. Technical Inter-Institutional Coordination Unit (UTECI)/Subsecretary for Police Affairs.

## Male homicides concentrated on Saturdays and Sundays, while female homicides occurred more frequently on Wednesdays and Thursdays.



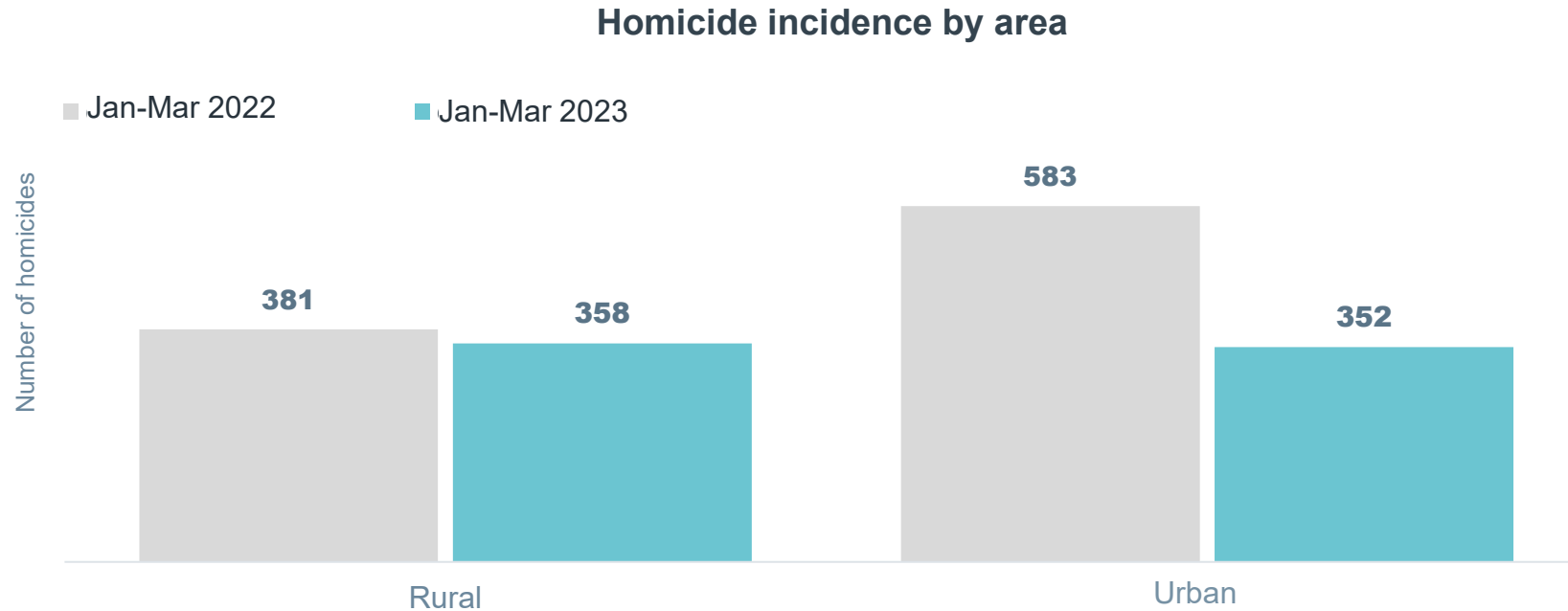
Homicide incidence by sex and time of occurrence.



Female Homicides occur primarily at night, with greater incidence around 6 at night.

**Source:** Technical Working Group on Violent Deaths National Police, Public Ministry/Directorate of Forensic Medicine. National Registry of Persons. Citizen Coexistence and Security Observatories. National Statistics Institute. IUDPAS/UNAH. Technical Inter-Institutional Coordination Unit (UTECI)/Subsecretary for Police Affairs.

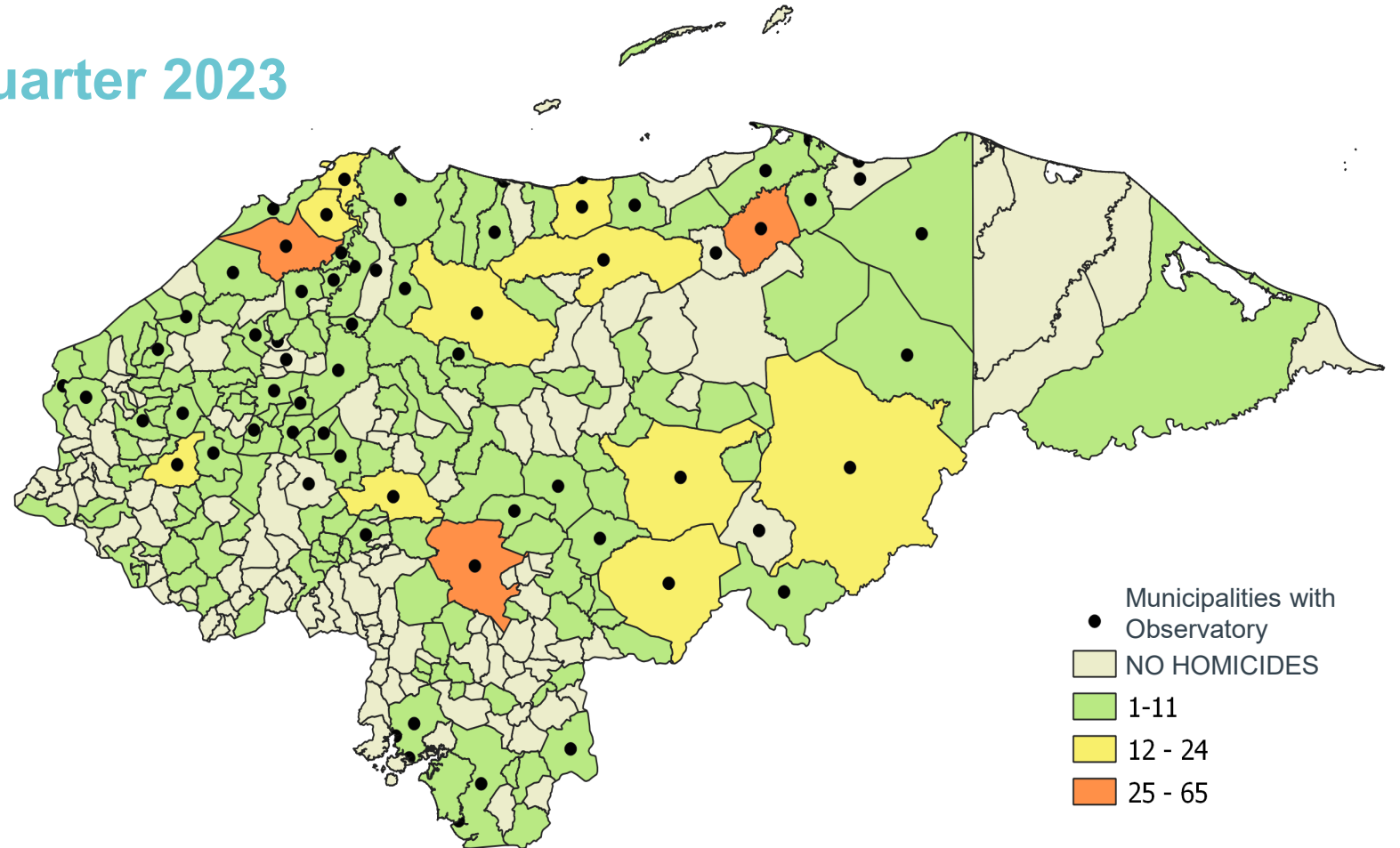
In the first quarter in 2023, the greatest reduction in homicides was concentrated in the urban areas, with 233 fewer victims (40.45% decrease). In the rural area there was a 5.2 per cent reduction (20 fewer victims).



**Source:** Technical Working Group on Violent Deaths National Police, Public Ministry/Directorate of Forensic Medicine. National Registry of Persons. Citizen Coexistence and Security Observatories. National Statistics Institute. IUDPAS/UNAH. Technical Inter-Institutional Coordination Unit (UTECI)/Subsecretary for Police Affairs.

## Map of Homicides first quarter 2023

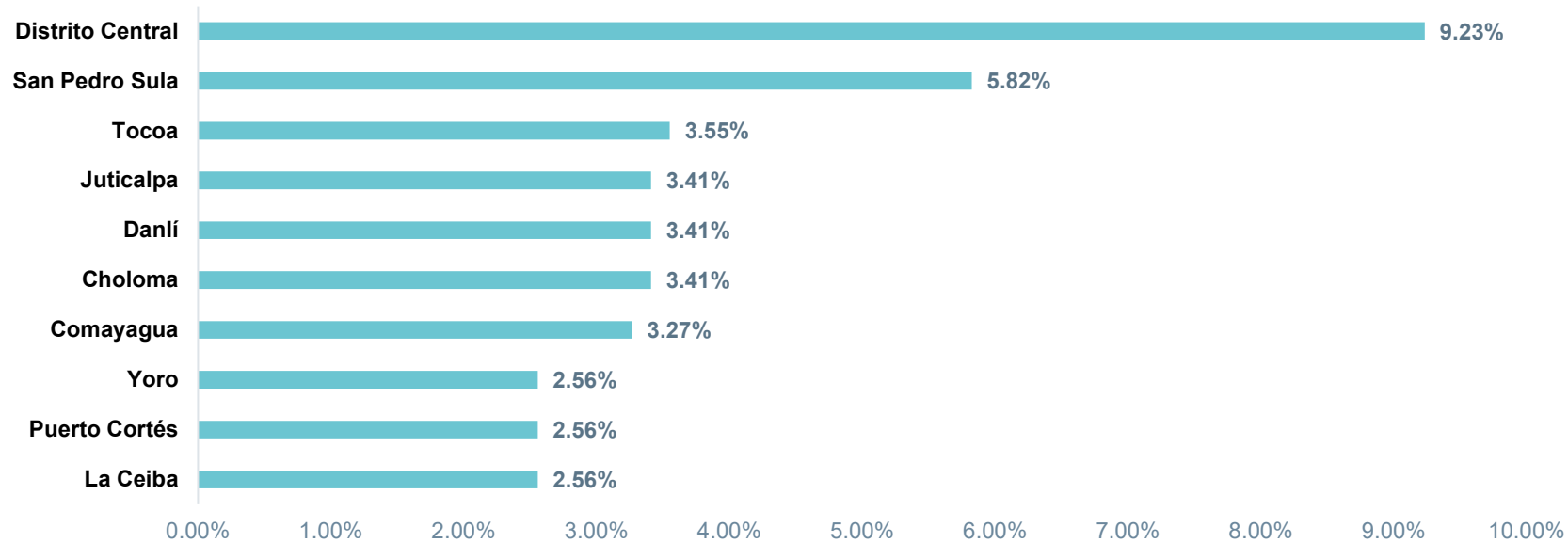
- 132 municipalities reported 0 homicides.
- 149 municipalities reported 1 to 11 homicides
- 10 municipalities reported 12 to 24 homicides.
- 3 municipalities reported 25 to 65 homicides



**Source:** Technical Working Group on Violent Deaths National Police, Public Ministry/Directorate of Forensic Medicine. National Registry of Persons. Citizen Coexistence and Security Observatories. National Statistics Institute. IUDPAS/UNAH. Technical Inter-Institutional Coordination Unit (UTECI)/Subsecretary for Police Affairs.

In the first quarter, the 10 municipalities where most violent deaths happened accounted for 39.7 per cent of this incidence. Distrito Central and San Pedro Sula were the municipalities that had the highest percentages of homicide.

10 municipalities with most number of homicides Jan-Mar 2023

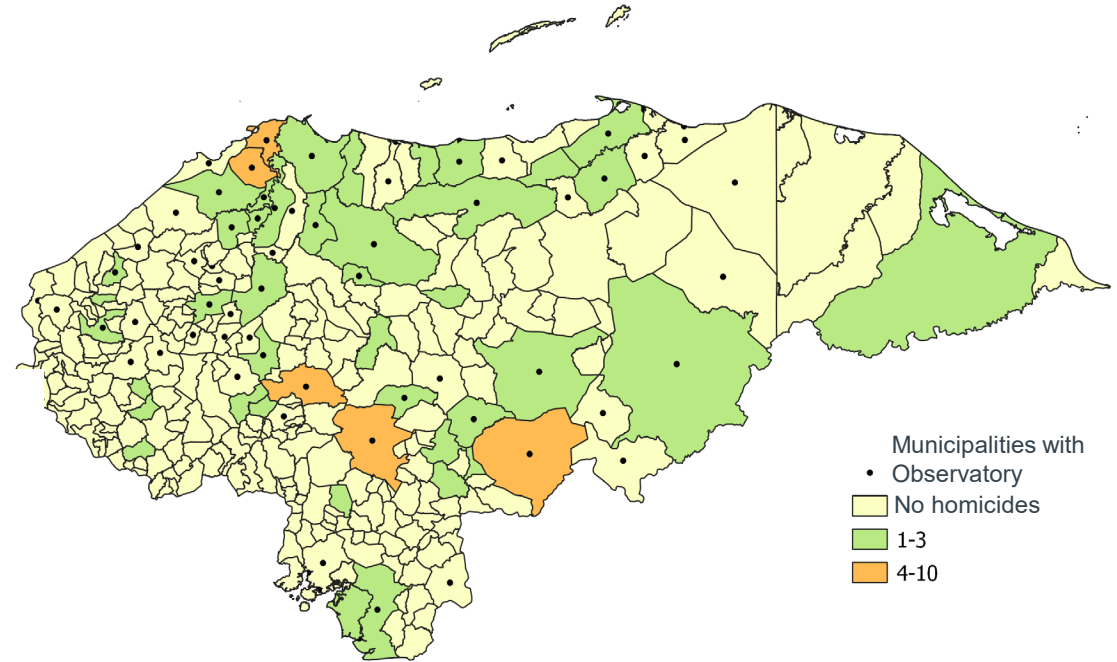
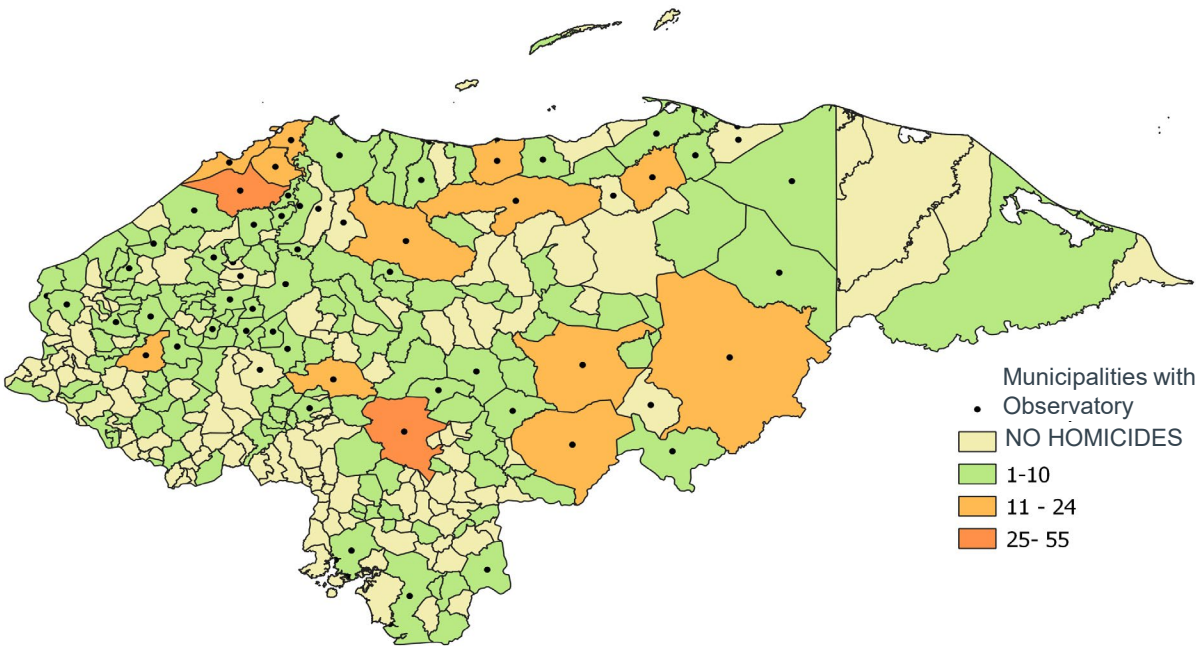


Source: Technical Working Group on Violent Deaths National Police, Public Ministry/Directorate of Forensic Medicine. National Registry of Persons. Citizen Coexistence and Security Observatories. National Statistics Institute. IUDPAS/UNAH. Technical Inter-Institutional Coordination Unit (UTECI)/Subsecretary for Police Affairs.

In the first quarter 2023, the municipalities of Distrito Central and San Pedro Sula had the highest concentrations of homicides of men and women. It is worth noting that 136 municipalities had no record of male homicide, and 251 municipalities had no record of female homicide.

Number of homicides of men in the first quarter in 2023

Number of homicides of women in the first quarter in 2023



Source: Technical Working Group on Violent Deaths National Police, Public Ministry/Directorate of Forensic Medicine. National Registry of Persons. Citizen Coexistence and Security Observatories. National Statistics Institute. IUDPAS/UNAH. Technical Inter-Institutional Coordination Unit (UTECI)/Subsecretary for Police Affairs.

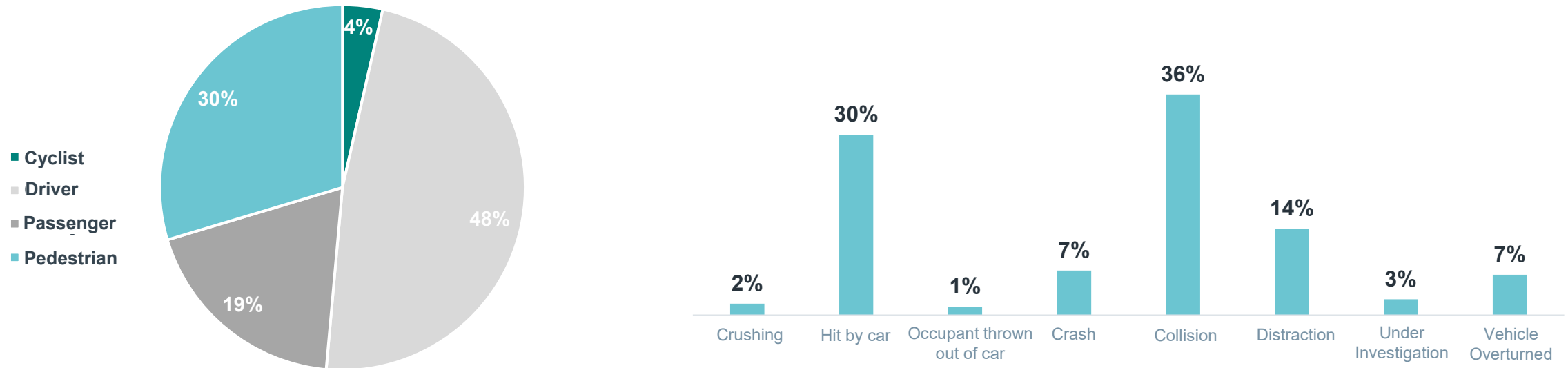
In the early months of 2023, the road traffic accident-fatalities remained below figures reported during the same period in 2022, except for March which was above levels reported the same month in 2022.



Source: Technical Working Group on Violent Deaths National Police, Public Ministry/Directorate of Forensic Medicine. National Registry of Persons. Citizen Coexistence and Security Observatories. National Statistics Institute. IUDPAS/UNAH. Technical Inter-Institutional Coordination Unit (UTECI)/Subsecretary for Police Affairs.

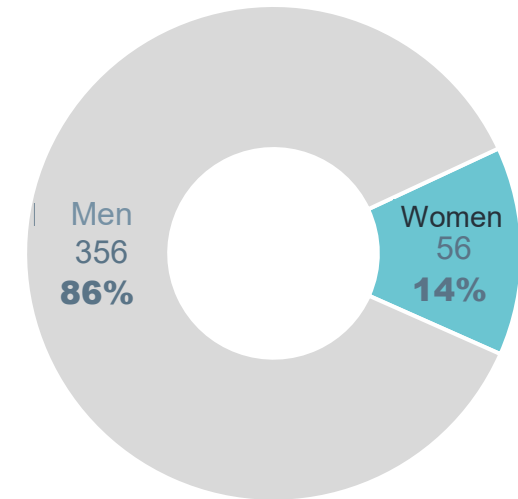
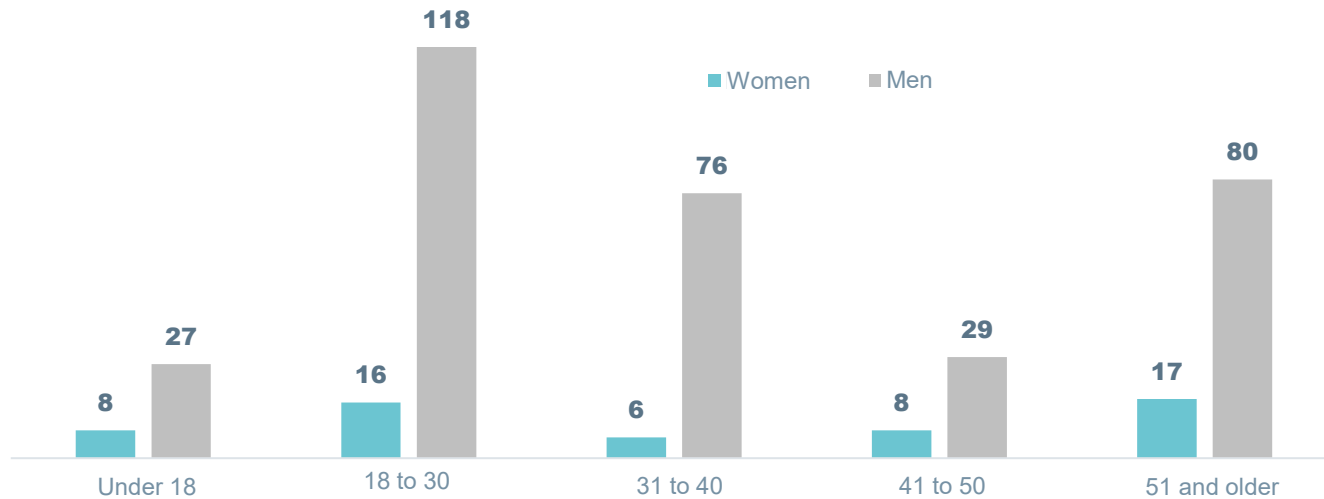


In the first quarter 2023, a greater number of deaths due to traffic-related injuries took place in drivers and pedestrians (48% and 30% respectively). By type of accident, 36% were caused by a collision and 30% by a hit-and-run accident. Some three per cent of these deaths is under investigation.



Source: Technical Working Group on Violent Deaths National Police, Public Ministry/Directorate of Forensic Medicine. National Registry of Persons. Citizen Coexistence and Security Observatories. National Statistics Institute. IUDPAS/UNAH. Technical Inter-Institutional Coordination Unit (UTECI)/Subsecretary for Police Affairs.

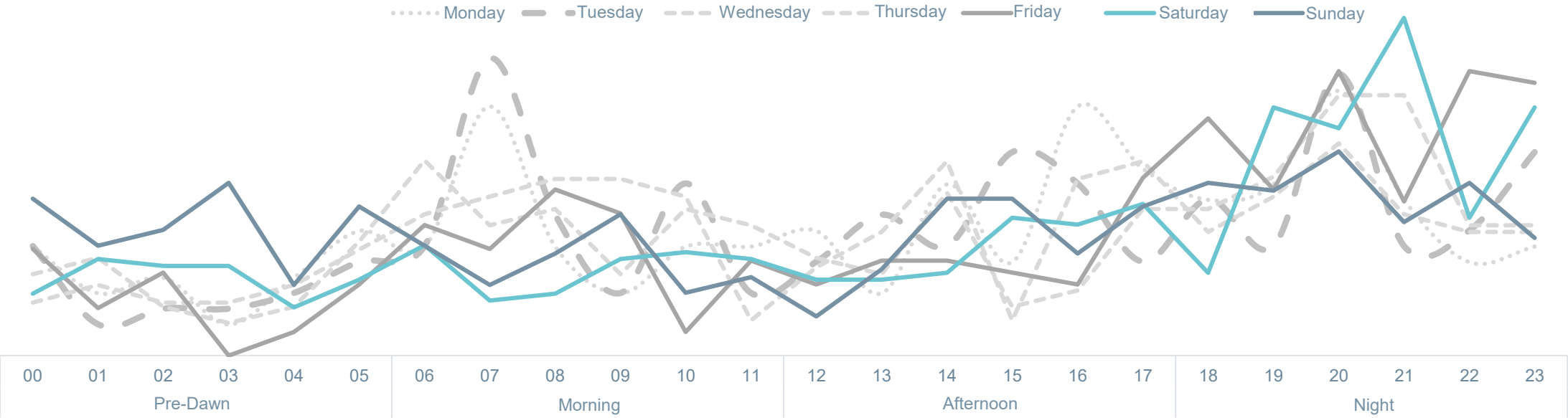
## Men ages 18 to 30 account for the most victims of road traffic accident-fatalities with 28 per cent of all deaths.



**Source:** Technical Working Group on Violent Deaths National Police, Public Ministry/Directorate of Forensic Medicine. National Registry of Persons. Citizen Coexistence and Security Observatories. National Statistics Institute. IUDPAS/UNAH. Technical Inter-Institutional Coordination Unit (UTECI)/Subsecretary for Police Affairs.

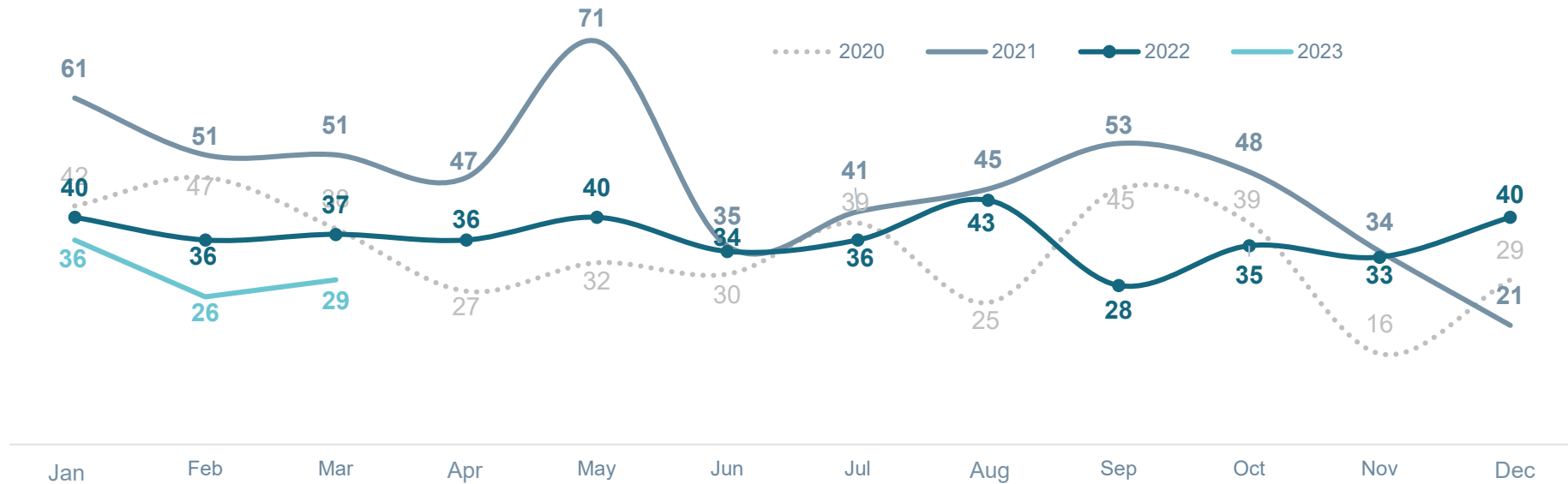
In the first quarter 2023, 59 per cent of road traffic accident-fatalities were reported between Friday and Sunday, while most incidents are registered at night (6:00 pm- 11:00 pm), accounting for 39 per cent of incidents.

Traffic accident-related death by day and time of occurrence of the incident.



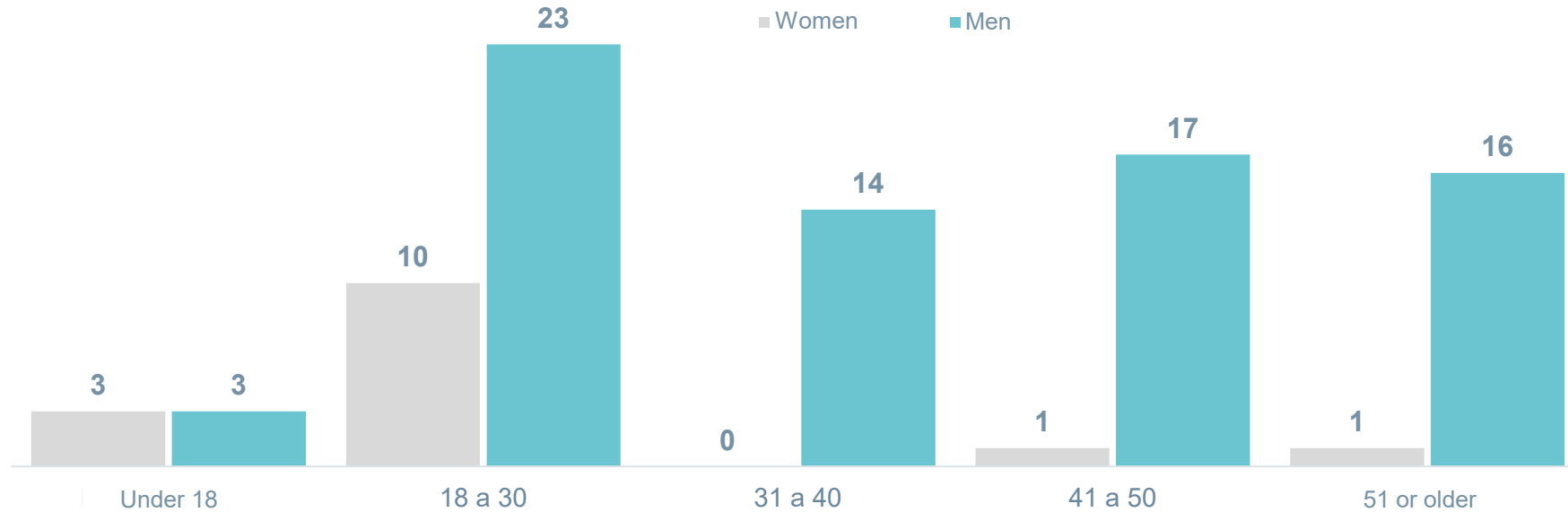
Source: Technical Working Group on Violent Deaths National Police, Public Ministry/Directorate of Forensic Medicine. National Registry of Persons. Citizen Coexistence and Security Observatories. National Statistics Institute. IUDPAS/UNAH. Technical Inter-Institutional Coordination Unit (UTECI)/Subsecretary for Police Affairs.

In the first quarter 2023, suicide report lower than recorded during the three previous years.



Source: Technical Working Group on Violent Deaths National Police, Public Ministry/Directorate of Forensic Medicine. National Registry of Persons. Citizen Coexistence and Security Observatories. National Statistics Institute. IUDPAS/UNAH. Technical Inter-Institutional Coordination Unit (UTECI)/Subsecretary for Police Affairs.

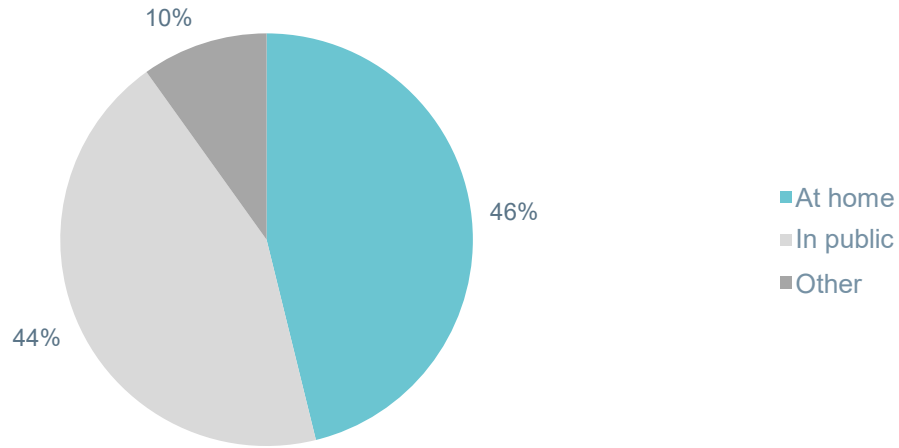
In the first quarter in 2023, 83.5 per cent of suicides involved men, 30 per cent of which (23 victims) were men between the ages of 18 and 30. Most suicides of women (67%) registered between 18 and 30 years of age.



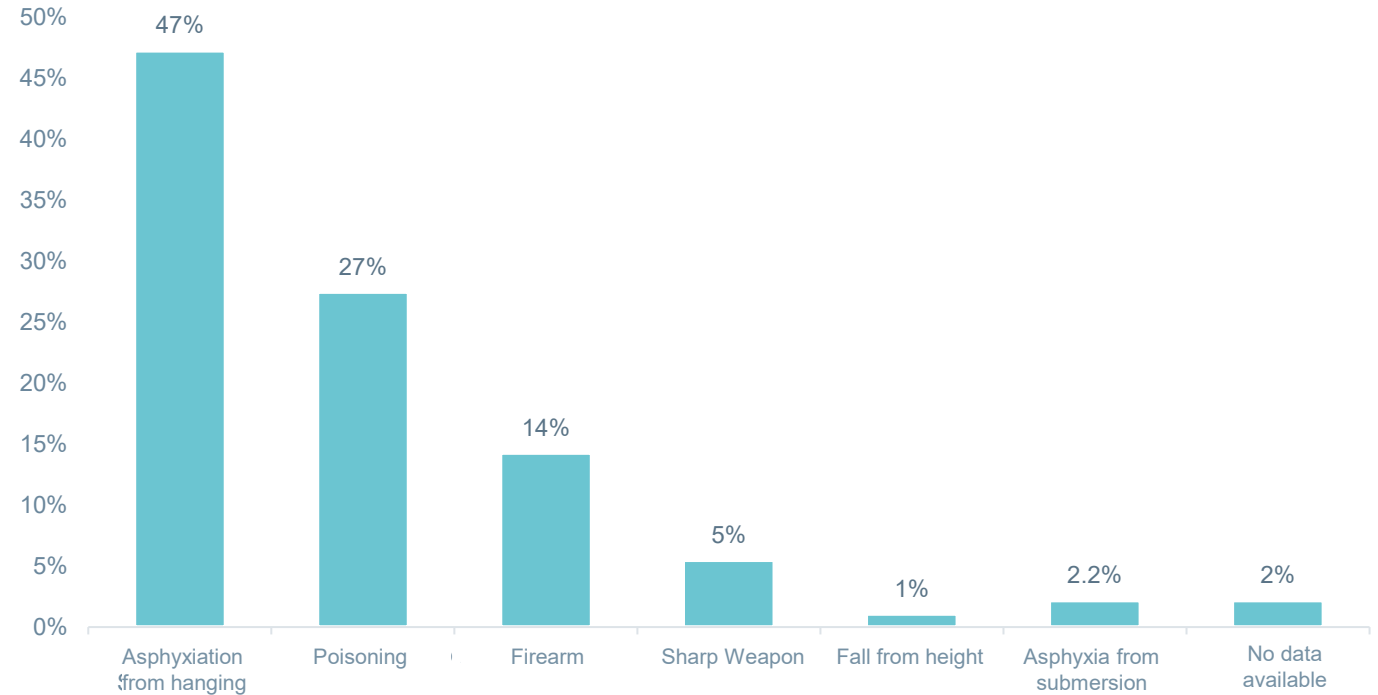
**Source:** Technical Working Group on Violent Deaths National Police, Public Ministry/Directorate of Forensic Medicine. National Registry of Persons. Citizen Coexistence and Security Observatories. National Statistics Institute. IUDPAS/UNAH. Technical Inter-Institutional Coordination Unit (UTECI)/Subsecretary for Police Affairs.

In the first quarter 2023, 46 per cent of suicides took place inside a home. Furthermore, 47 per cent of these incidents resulted from asphyxiation by hanging.

Suicides by place of occurrence



Suicides by means employed



Source: Technical Working Group on Violent Deaths National Police, Public Ministry/Directorate of Forensic Medicine. National Registry of Persons. Citizen Coexistence and Security Observatories. National Statistics Institute. IUDPAS/UNAH. Technical Inter-Institutional Coordination Unit (UTECI)/Subsecretary for Police Affairs.



With the support of:



 [www.infosegura.org](http://www.infosegura.org)

 [www.seguridaddatosabiertos.gob.hn](http://www.seguridaddatosabiertos.gob.hn)