

Analysis of Citizen Security in 2021

# COSTA RICA



## Analysis of the State of Citizen Security in Costa Rica

### ■ Crimes against life

- Intentional homicide
- Femicide
- Suicide

### ■ Crimes against physical integrity

- Sexual Crime
- Intrafamily Violence

### ■ Crimes against property

- Armed robbery
- Theft
- Robbery
- Vehicle theft

# Crimes against life

## Intentional homicide

**In 2021, records show 588 victims of homicide in Costa Rica.**

As compared to the period from January to December 2020, there was a 3% increase in the total number of victims of intentional homicide, that is, 17 more victims in 2021,

**9 in 10 victims of intentional homicide were male, and 1 in 10 female in 2021**

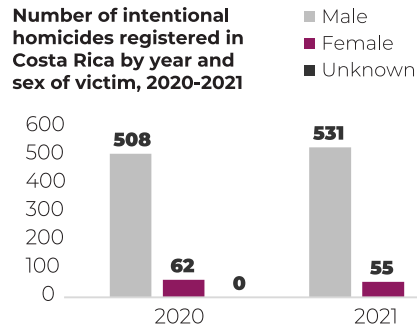
In 2021, records show 588 intentional homicides, 531 male victims and 55 female victims, as well as 2 victims of unknown sex. **Estimates show an 11% reduction in the number of female victims, while the number of male victims rose 5% compared to 2020.**

Number of Intentional Homicides registered in Costa Rica by year, 2011-2021



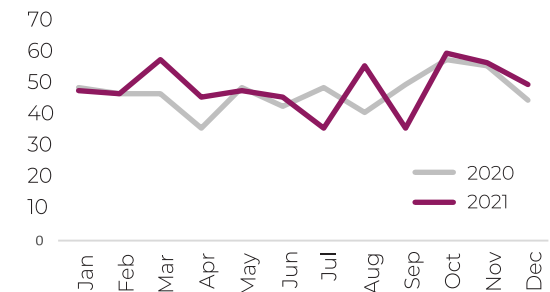
Source: Judicial Investigation Department, 2011-2021.

Number of intentional homicides registered in Costa Rica by year and sex of victim, 2020-2021



Source: Judicial Investigation Department, 2020-2021.

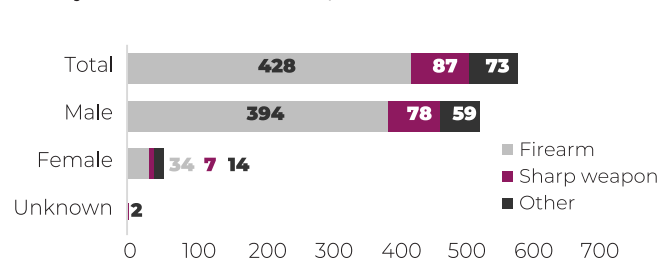
Number of intentional homicides registered in Costa Rica by year and month, 2020-2021



**Over half of intentional homicide victims lost their lives in an incident related to organized crime during 2021**

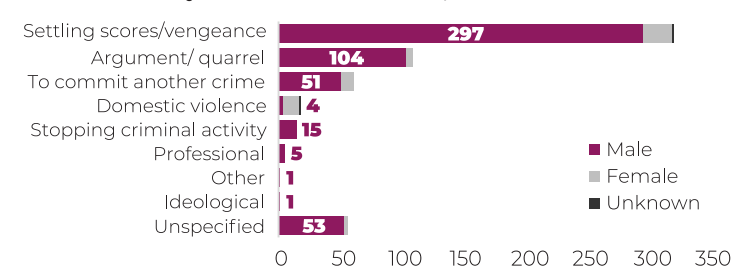
Out of 588 intentional homicides recorded in 2021, 73% were committed using a firearm, 15% using sharp weapons, and 12% other means, according to the Judicial Investigation Department. **In addition, 56% of intentional homicides in 2021 are linked to organized crime, motives were settle a score, revenge, and contract killing.**

Number of Intentional Homicides registered in Costa Rica by sex of victim and means, 2021



Source: Judicial Investigation Department, 2021.

Number of Intentional Homicides registered in Costa Rica by motive and sex of victim, 2021

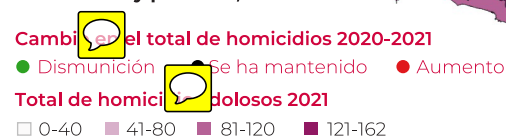


**San Jose and Alajuela registered reductions of intentional homicides, as compared to 2020**


San Jose and Alajuela provinces respectively exhibited -9% and -20% reductions of intentional homicides, as compared to 2020. There were increases in the rest of the provinces, Guanacaste and Cartago 6% and 8% respectively, while Heredia (15%), Limon (19%) and Puntarenas (25%) the increases were even higher.

Fuente: Organismo de Investigación Judicial, 2021.

Number of Intentional Homicides registered in Costa Rica by province, 2021



Number of Intentional Homicides registered in Costa Rica by canton, 2021



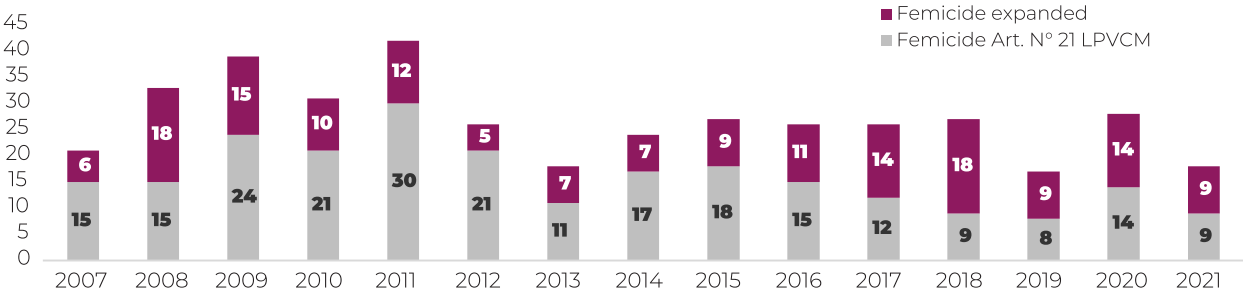
# Femicide

## Out of the total for Violent Deaths of Women, 18 were femicides in 2021

Out of a total of 64 violent deaths of women that took place in 2021, 18 femicides were registered and 16 homicides that were not femicide.

The remaining 30 violent deaths of women accounted for are pending classification, awaiting police and forensic reports or preliminary review.

Number of violent deaths of women registered in Costa Rica, 2007-2021



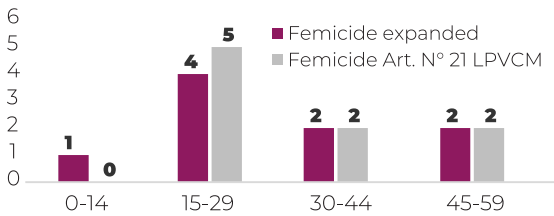
Note: Updated as of April 06, 2022 with data provided by the Deputy Prosecutor for Gender Affairs, the Judicial Branch Statistics Subprocess and the Inter-institutional Subcommission on Femicide Prevention.  
Source: Observatory on Gender-Based Violence against Women and Access to Justice, 2007-2021.

## Violent deaths of women due to femicide happen in all age groups

The victims of femicide recorded in 2021 are between the ages of 14 to 58.

In addition, 10 in 18 victims were mothers. In all, 22 individuals were orphaned, 15 of them under age children.

Number of femicides registered in Costa Rica by age of victim, by type, 2021



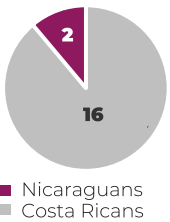
Note: Updated as of April 6, 2022 with data provided by the Deputy Prosecutor for Gender Affairs, the Judicial Branch Statistics Subprocess and the Inter-institutional Subcommission on Femicide Prevention.  
Source: Observatory on Gender-Based Violence against Women and Access to Justice, 2021.

## Four in ten femicides took place with a sharp weapon

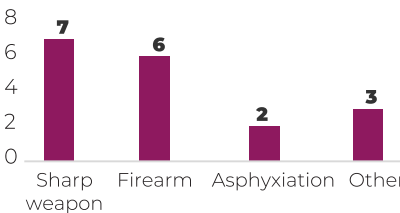
In 2021 18 femicides took place, the majority of the victims were Costa Rican women.

Some 39% of femicides were committed with sharp weapons.

Number of femicide registered in Costa Rica by nationality, 2021



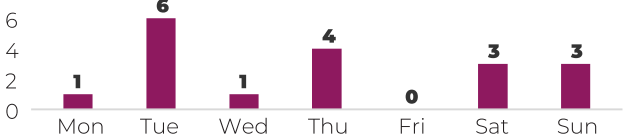
Number of femicides registered in Costa Rica by type of weapon or method, 2021



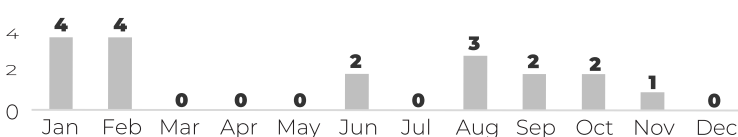
## Four in ten femicides were recorded in the first quarter of 2021

Number of femicides registered in Costa Rica by day of the week, 2021

Number of femicides registered in Costa Rica by day of the week, 2021



Number of femicides registered in Costa Rica by month, 2021



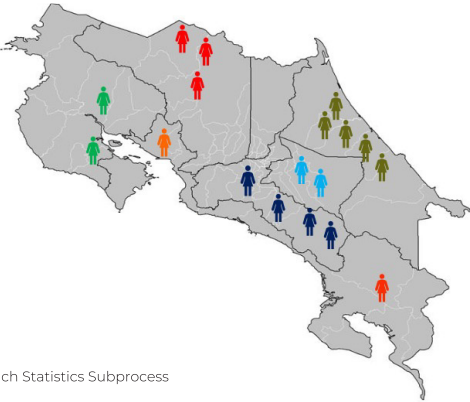
Note: Updated as of April 6, 2022 with data provided by the Deputy Prosecutor for Gender Affairs, the Judicial Branch Statistics Subprocess and the Inter-institutional Subcommission on Femicide Prevention.  
Source: Observatory on Gender-Based Violence against Women and Access to Justice, 2021.

## Four in 15 femicides took place in the province of San Jose

In 2021, 18 femicides took place, four recorded in the province of San Jose (the capital) and as of this writing, there are no recorded instances in Heredia. Per canton distribution shows Matina had 3 recorded femicides, and Pavas had 2 in 2021.

Number of femicides registered in Costa Rica by province, 2021

Province	Quantity
San José	4
Alajuela	3
Puntarenas	2
Guanacaste	2
Cartago	2
Limón	5
Total	18



Matina (Carrandi)	3
San José (Pavas)	2
Tibás (Cinco Esquinas)	1
Curridabat (Granadilla)	1
Alajuela (Alajuela, San José)	1
San Carlos (Floresencia)	1
Los Chiles (Los Chiles)	1
Cartago (El Carmen)	1
Turrialba (Turrialba)	1
Nicoya (Nicoya)	1
Liberia (Liberia)	1
Limón (Limón)	1
Siquires (El Cairo)	1
Puntarenas (Puntarenas)	1
Garabito (Tárcoles)	1

Number of femicides registered in Costa Rica by canton and district, 2021

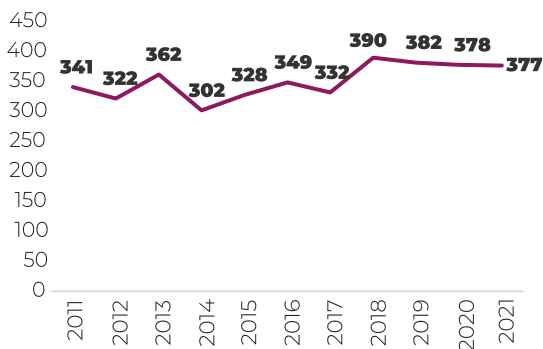
Note: Updated as of April 6, 2022 with data provided by the Deputy Prosecutor for Gender Affairs, the Judicial Branch Statistics Subprocess and the Inter-institutional Subcommission on Femicide Prevention.  
Source: Observatory on Gender-Based Violence against Women and Access to Justice, 2021.

## Suicide

### In the last two years, the trend is 382 suicides annually

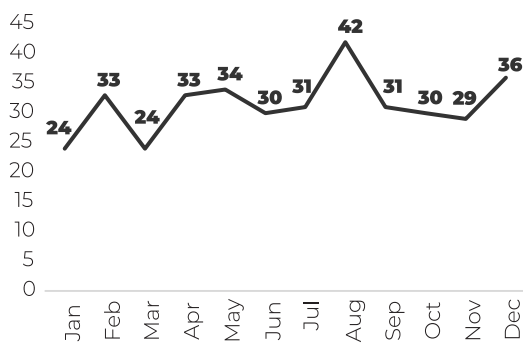
In the last four years in Costa Rica, there has been a steady trend of 382 suicides annually, as per data from the Judicial Investigation Department. In 2021, records show a single case less as compared to the same period in 2020, that means this remains without variation. In 2021 the month with highest number of incidents was August.

Number of suicides registered in Costa Rica by year, 2011-2021



Source: Judicial Investigation Department, 2011-2021.

Number of suicides registered in Costa Rica by month, 2021



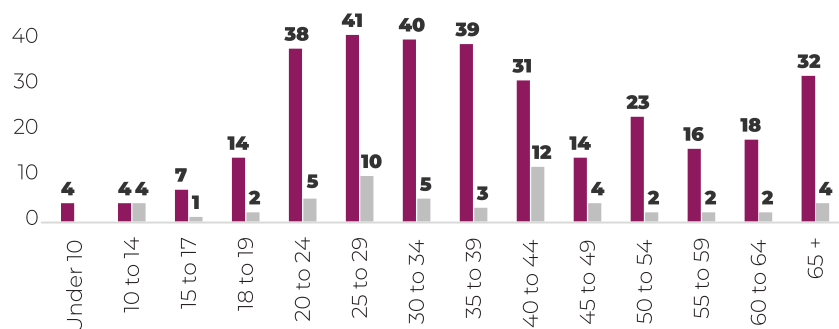
Source: Judicial Investigation Department, 2021.

### One in two suicides were males ages 20 to 44

In 2021 there were 377 deaths by suicide, 56 (15%) females and 321 (85%) males, according to data provided by the Judicial Investigation Department.

In 2021, by sex and age, one in two suicides were males ages 20 to 44.

Number of suicides registered in Costa Rica by sex and age, 2021



Source: Judicial Investigation Department, 2021.

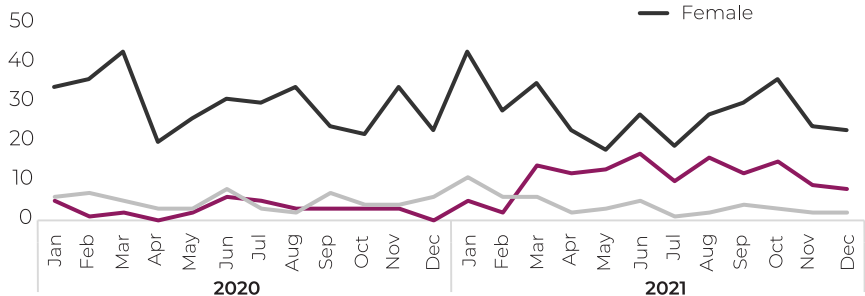
## Crimes against physical integrity

### Sexual crime

### Over time, the majority of victims of sexual crime are women

In 2021, 513 sexual crimes were reported, 65 more than in 2020. The months of January, March and October had the highest number of incidents.

Number of sexual crimes registered in Costa Rica by year and month, by sex of victim, 2020-2021

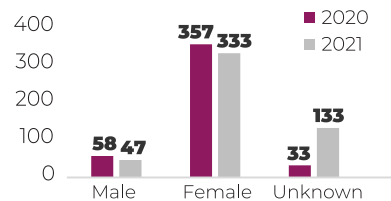


Source: Judicial Investigation Department, 2020-2021.

### 65% of victims of sexual crime were women in 2021

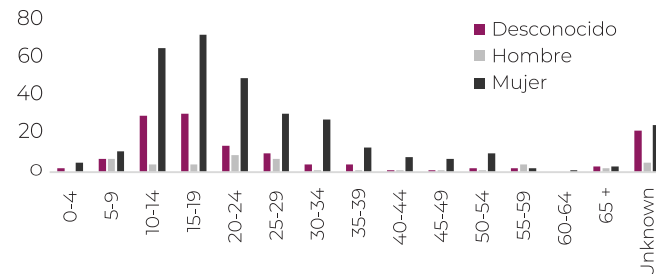
In 2021 there were 333 sexual crimes registered where the victims were female, and 47 where the victims were male, 65% of the victims were female. 139 of these complaints were of victims between 10 to 19 years of age.

Number of sexual crimes registered in Costa Rica by year and sex of victim, 2020-2021



Fuente: Organismo de Investigación Judicial, 2020-2021.

Number of sexual crimes registered in Costa Rica by sex and age of victim, 2021



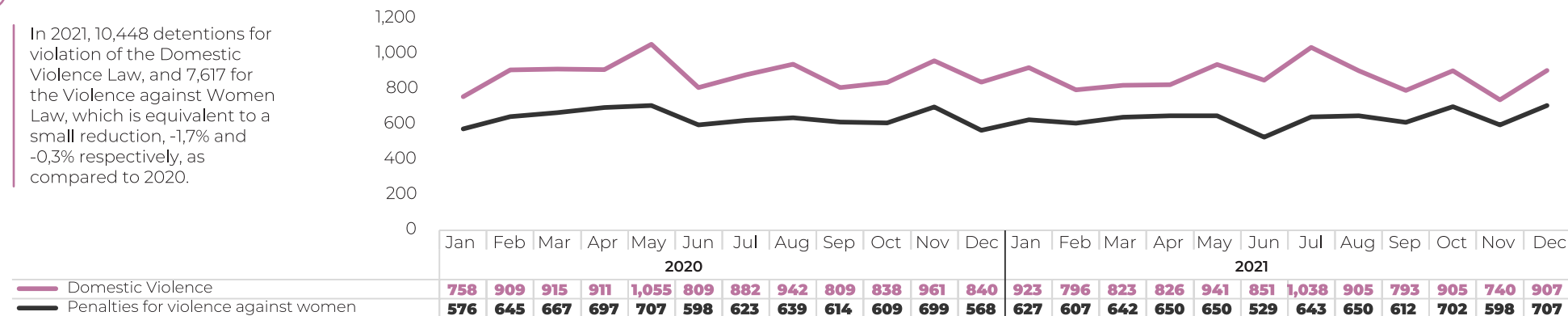
Source: Judicial Investigation Department, 2021.

## Intrafamily violence

### Cases of domestic violence underwent no significant change

In 2021, 10,448 detentions for violation of the Domestic Violence Law, and 7,617 for the Violence against Women Law, which is equivalent to a small reduction, -1,7% and -0,3% respectively, as compared to 2020.

Number of arrests for domestic violence by year and month 2020-2021



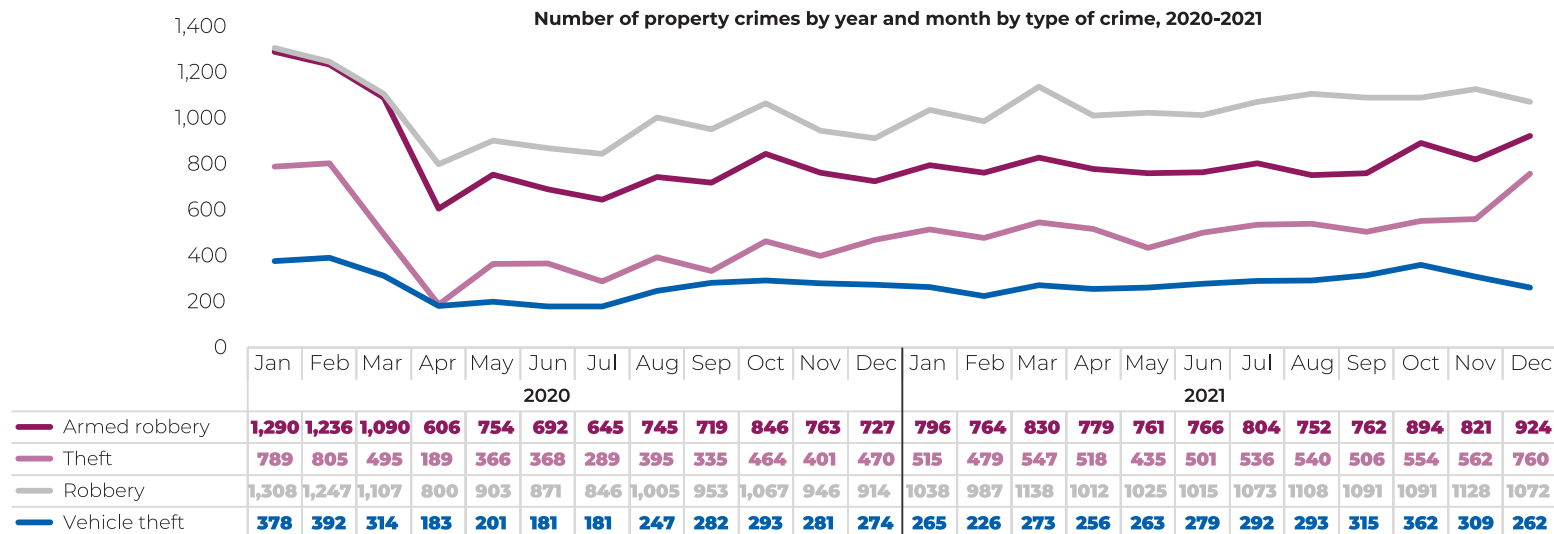
Source: Ministry of Public Security 2020-2021.

## Crimes against property

### An increase was registered in most property crimes in 2021

In 2021, records show an increase in most crimes as compared to 2020, only armed robbery show a downward trend as compared to the previous year. This notwithstanding, figures were not back to pre pandemic levels. There was a rise in theft, robbery and vehicle robbery, 20%, 7% and 6% respectively.

Number of property crimes by year and month by type of crime, 2020-2021



Source: Judicial Investigation Department, 2020-2021.

## Final Remarks

**1.** No reduction in the number of intentional homicides, despite the social distancing measures enforced during most of 2020 and 2021 due to the pandemic.

**2.** Approximately half of intentional homicide victims died for reasons that were related to organized crime (settling scores, revenge or contract killing).

**3.** Reduction in the number of reports of property crimes (they do not reach pre pandemic levels).

**4.** Cases of domestic violence practically went unchanged



@infoseguraPNUD @PNUDLAC

www.infosegura.org