

# HONDURAS

## Preliminary Analysis of the State of Homicidal Violence

January-December 2021



infoSEGURA

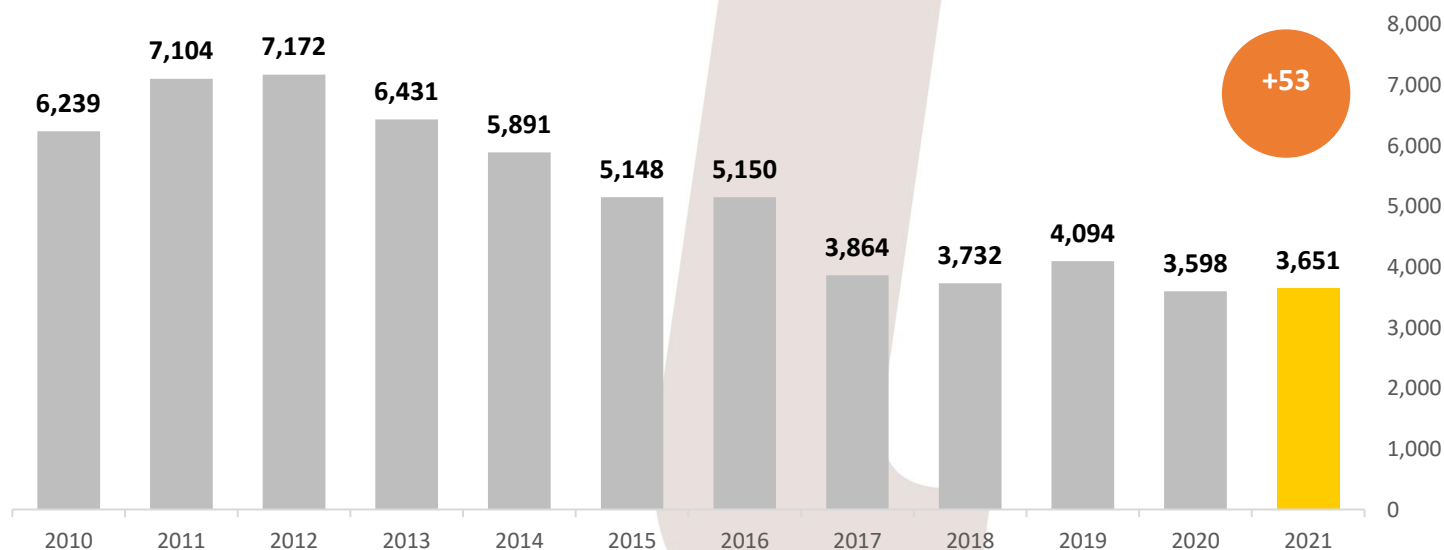
### Highlights

- On average, 10 persons per day lost their lives to violence in 2021.
- Between January and December 2021, there were 3,651 victims of homicide registered in Honduras.
- In 2021, according to preliminary data, the homicide rate was 38.6 per 100 thousand population, double the preliminary rate for Central America and the Dominican Republic (19.3) and 13.1 points higher than the rate for Latin America and the Caribbean (25.5).
- The pandemic had a negative impact on the homicide trend, which is already back to 2019 levels.

### Evidence

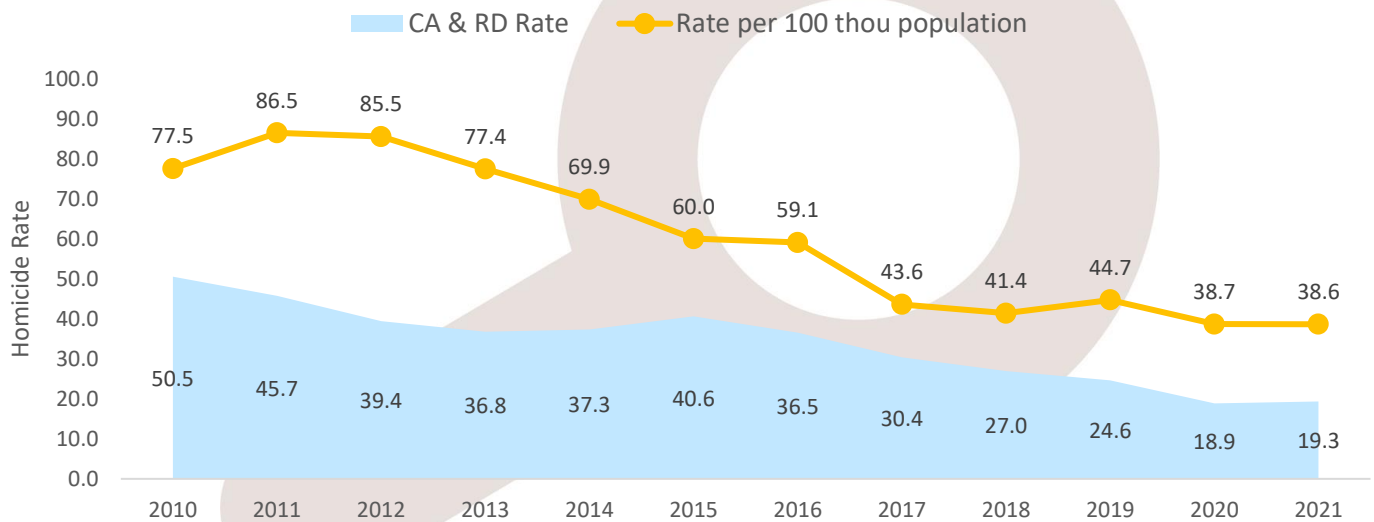
In 2021, 3,651 persons were victims of homicide in Honduras. This is a 1.5% increase (53 more victims) as compared to 2020. This increase is attributed in part to the suspension of COVID-19 related lockdown measures.<sup>1</sup> Despite the upturn compared to 2020, homicides in 2021 did not reach pre-pandemic levels, making these two years the lowest recorded in the last 12 years.

Total Homicide Victims

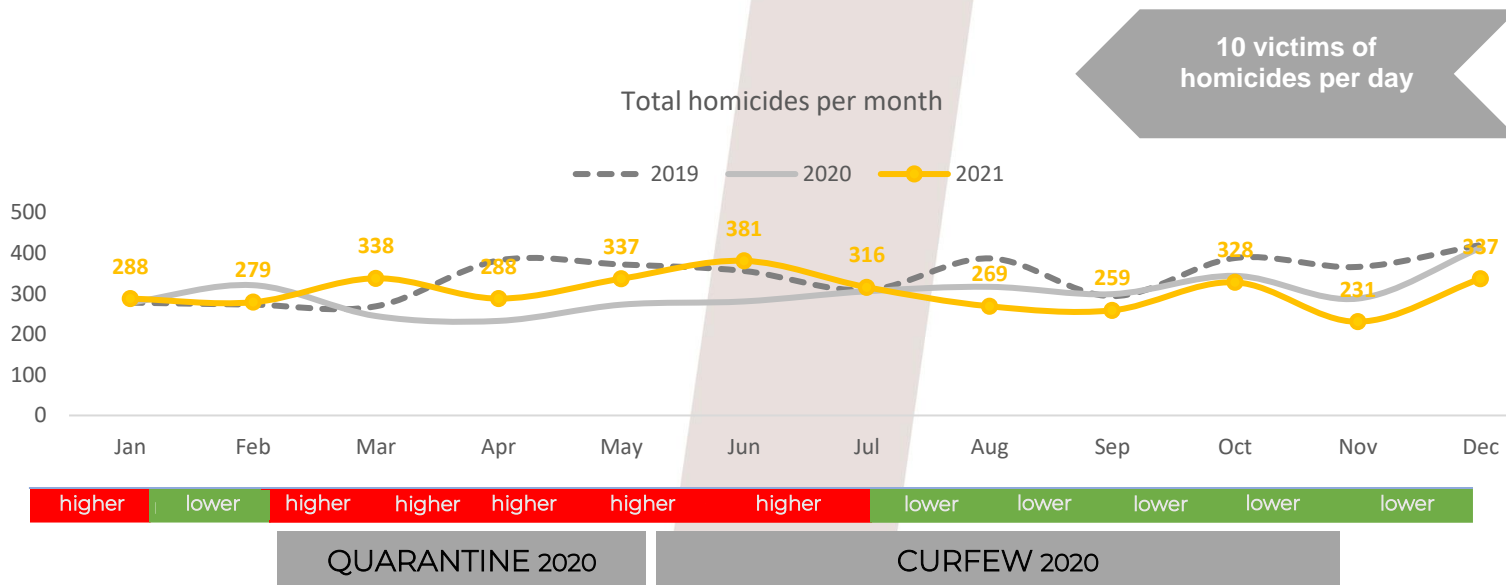


<sup>1</sup> On 16 March 2020, measures adopted to prevent the spread of COVID-19 included restriction of movement (with certain exceptions).

Despite the rise in the total number of homicide victims, the rate per 100 thou population is at its lowest level in the last twelve years. That is 38.6, a 0.1 point reduction compared to 2020. Over the last decade, the rate in Honduras has gradually approached that of the subregion of Central America and the Dominican Republic, although the convergence between the two rates has slowed down in the last three years.



In 2021, the highest number of homicides were recorded in June. There were more homicides registered from March to July in 2021 than during the same period in 2020. This period coincides with the enforcement of the most rigorous restrictions on movement due to the COVID-19 crisis. Starting in August 2021, monthly homicide records until the end of the year were lower than those in 2020.



Source: Preliminary data provided by Police Statistics Department, at the Directorate for Operational Planning, Procedures and Improvement. Available at: <https://www.sepol.hn/>

**This report was prepared with data available on 19 January 2022, collected on March 1, 2022.**