

# BELIZE

## Analysis of the State of Homicide: Murder January to June 2022



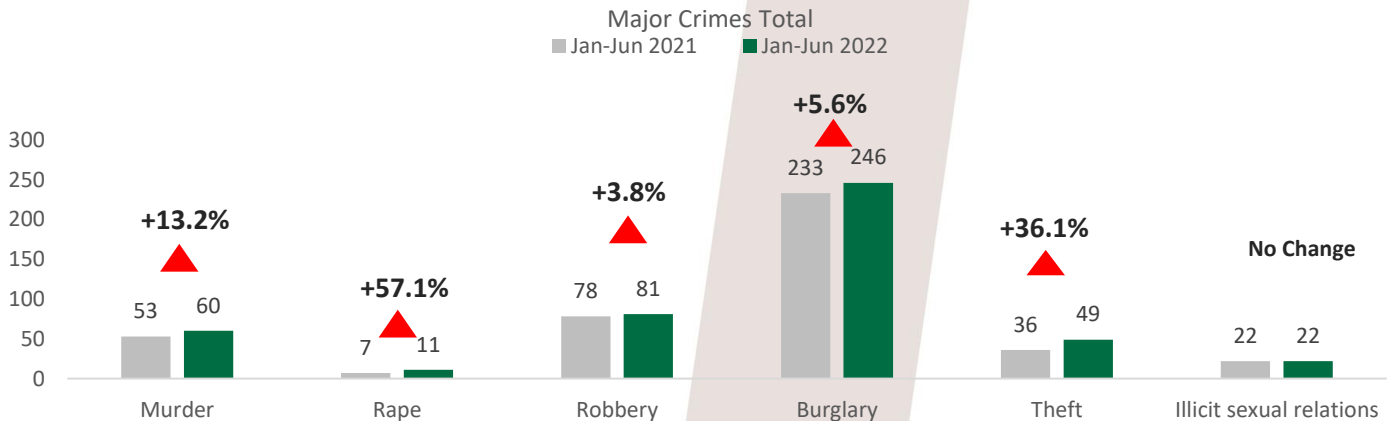
infoSEGURA

### Highlights

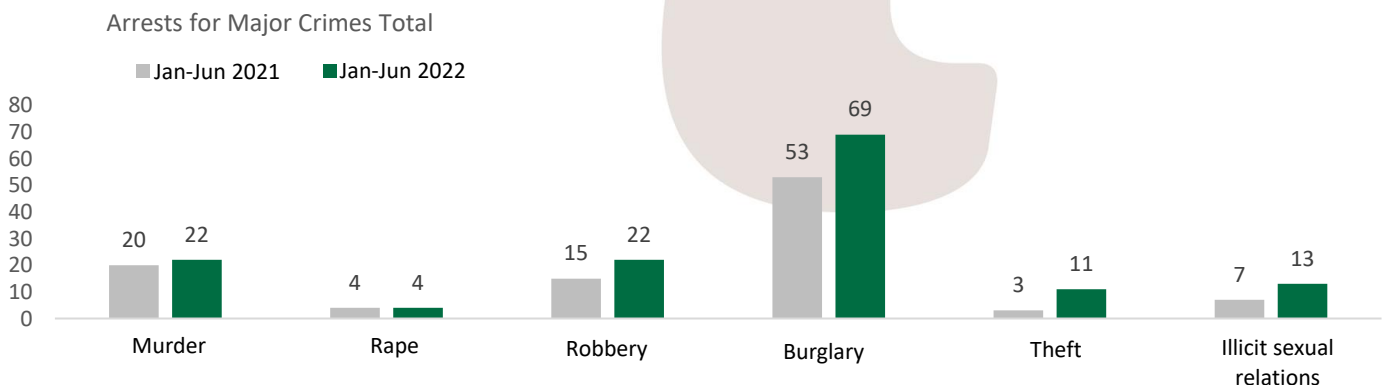
- During the first quarter of 2022, 469 major crimes were registered. This is 40 more instances of crime than the same period the previous year.
- There was a notable rise in the number of reported rapes (4 more reports) and of murders (7 more victims) than the previous year.
- During the first quarter of 2022, there were 60 victims of murder (+7 victims) registered.
- Using the data available for the first half of 2022, estimates show that year closing with a rate of 24.0 murders per 100 thousand population.
- Between January and June 2022, violent deaths were 10 people per month, on average.
- In the same time period, 55 male and 5 females murder victims were reported.
- Young people ages 18 to 29 are still the primary victims of murder according to data from the first half of 2022.
- Some 8 in 10 murders were committed with firearms during January to June 2022.
- 7 in 10 murders were registered in the urban areas of the country.
- The districts of Belize and Stan Creek accounted for 78.3 per cent of murders.

### Evidence

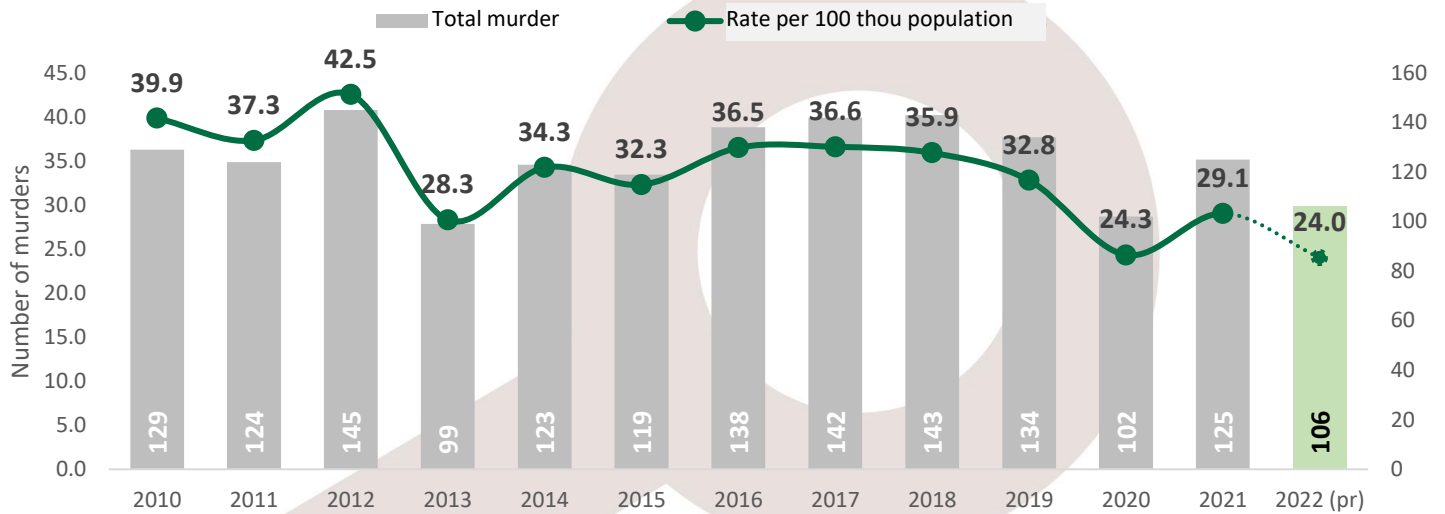
From January to June 2022, figures show a total of 469 recorded instances of major crimes. This represents a 9.3% increase as compared to the same period the previous year. There was a notable rise in all crime categories, except illicit sexual relations, where there was no change.



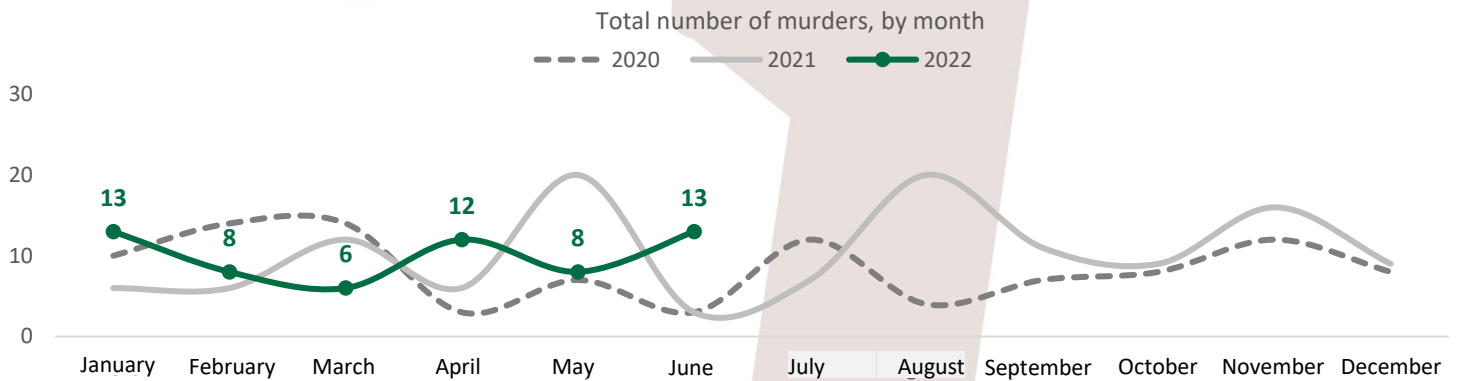
There were 141 arrests involving major crimes between January and June 2022, that is 38.2 per cent more than the previous year. In 2022, 1 in 2 arrests corresponded to burglary, followed by robbery and murder.



During the first half of 2022, there were 53 victims of murder registered, two more than the same period in 2020. Based on this data, it is estimated that 2022 will close with a preliminary rate of 24.0 victims per 100 thousand population. This would represent a 5.1 point reduction compared to the rate in 2021 (29.1 per 100 thou population).

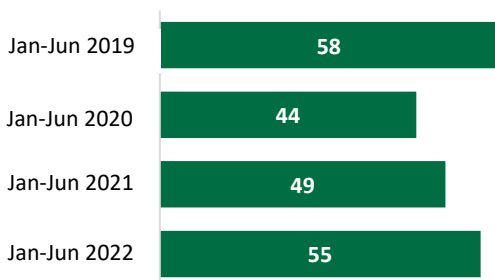


Records show a total of seven more victims during the first six months in 2022, than during the same period in 2021. The months when the greatest number of murder victims were reported in 2022 were January and June, with 13 victims each.



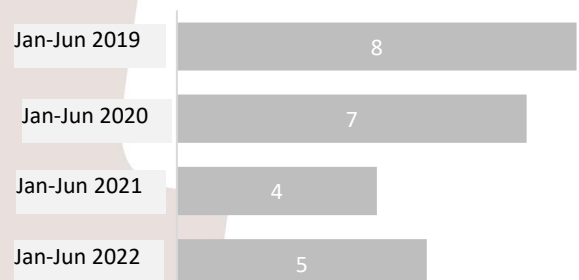
During January to June 2022, approximately 9 men and 1 woman were victims of murder every month.

Total number of male victims of murder



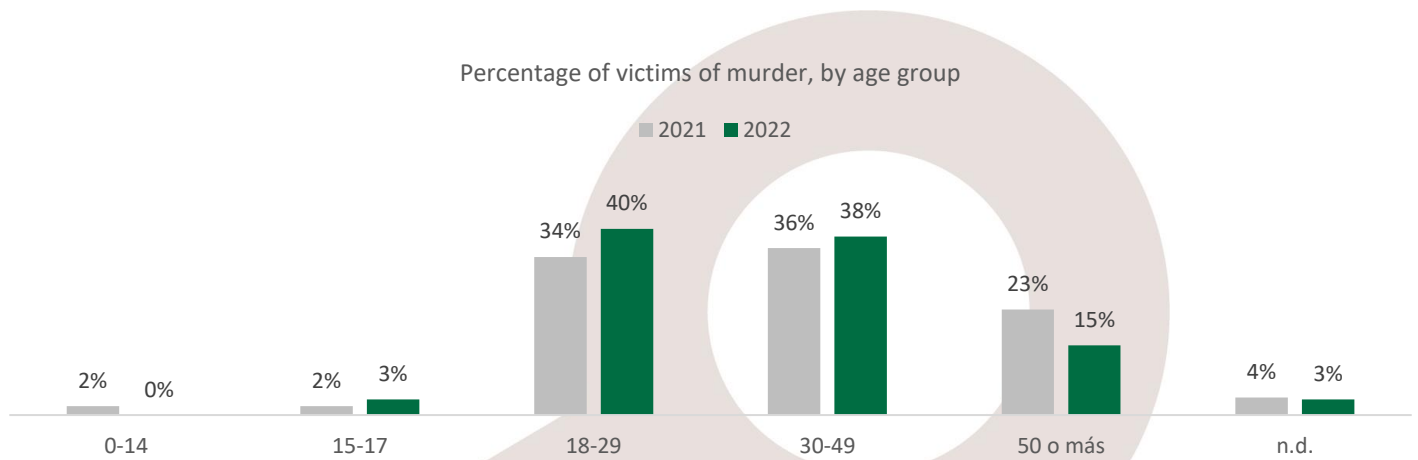
**+6 Victims compared to the same period from last year**

Total number of female victims of murder



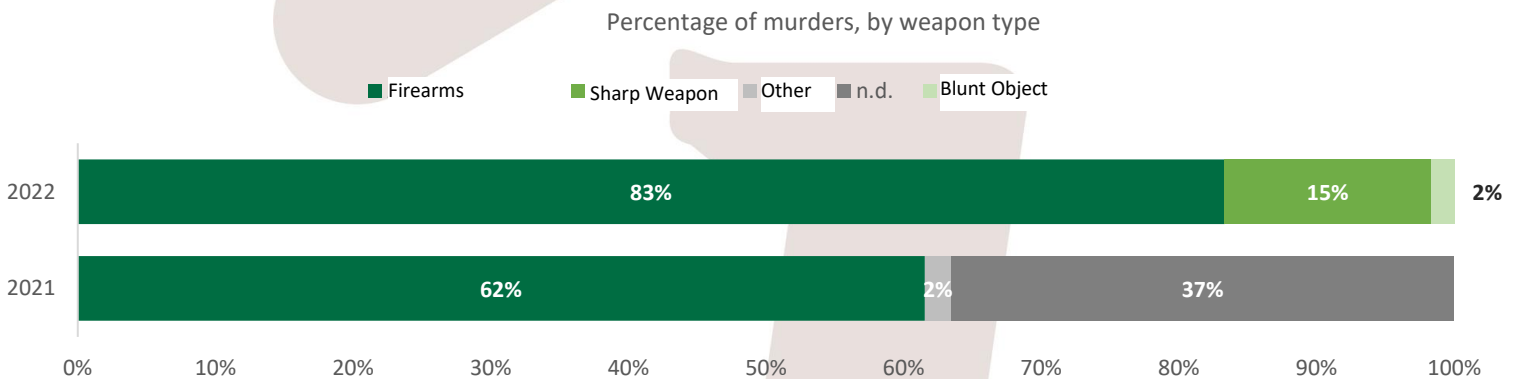
**+1 Victim compared to the same period from last year**

Between January and June 2022, two in five victims of murder were young people between 18 and 29 years of age. People between the ages of 30 and 49 show a similar proportion.



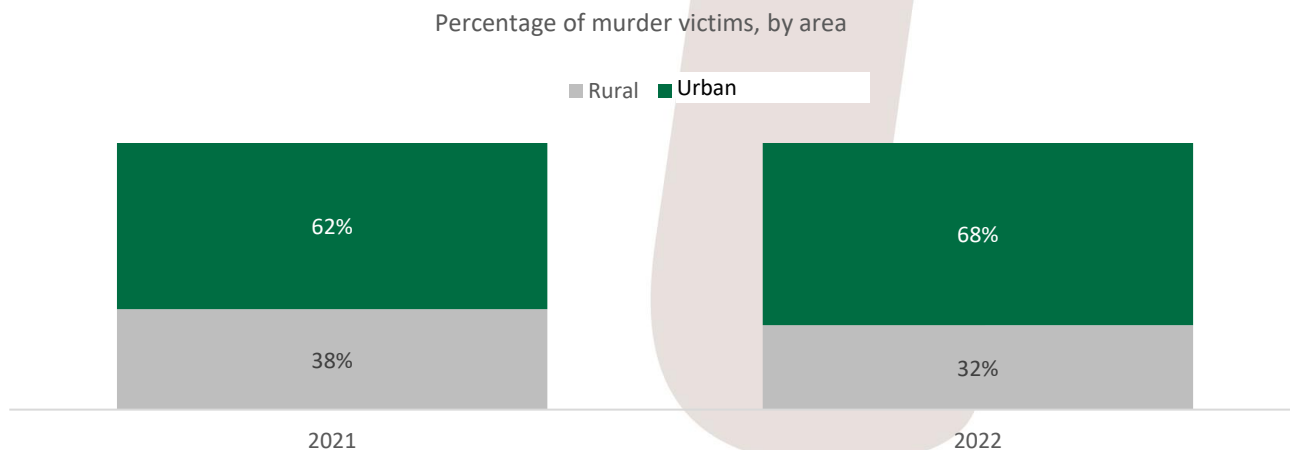
\*n.d.: no data

Firearms were used in 83% of all murders (used in 50 out of 60 cases). This is an eleven point increase for the same period in 2021. The remainder were committed with sharp weapons and blunt objects.

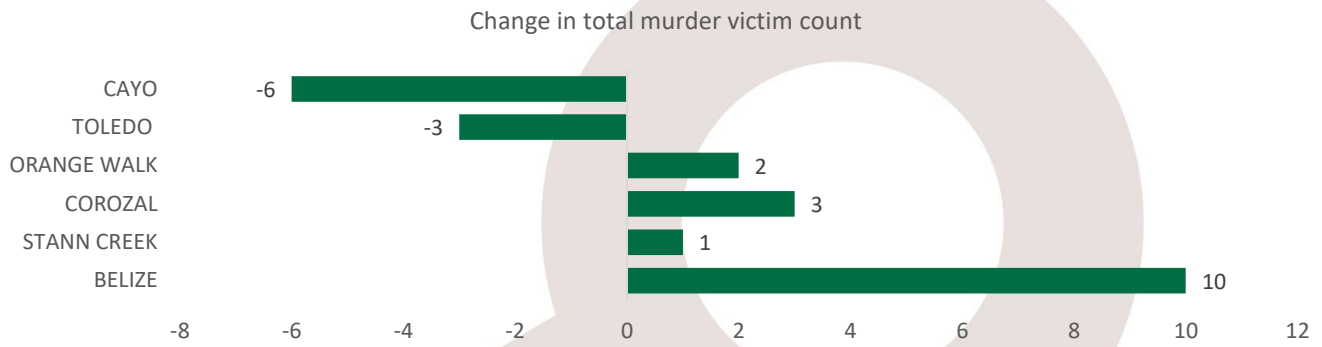


\*n.d.: no data


Some 68% of murders were registered as having taken place in an urban area in the first half of 2022. This proportion is slightly higher than the same period the year before.



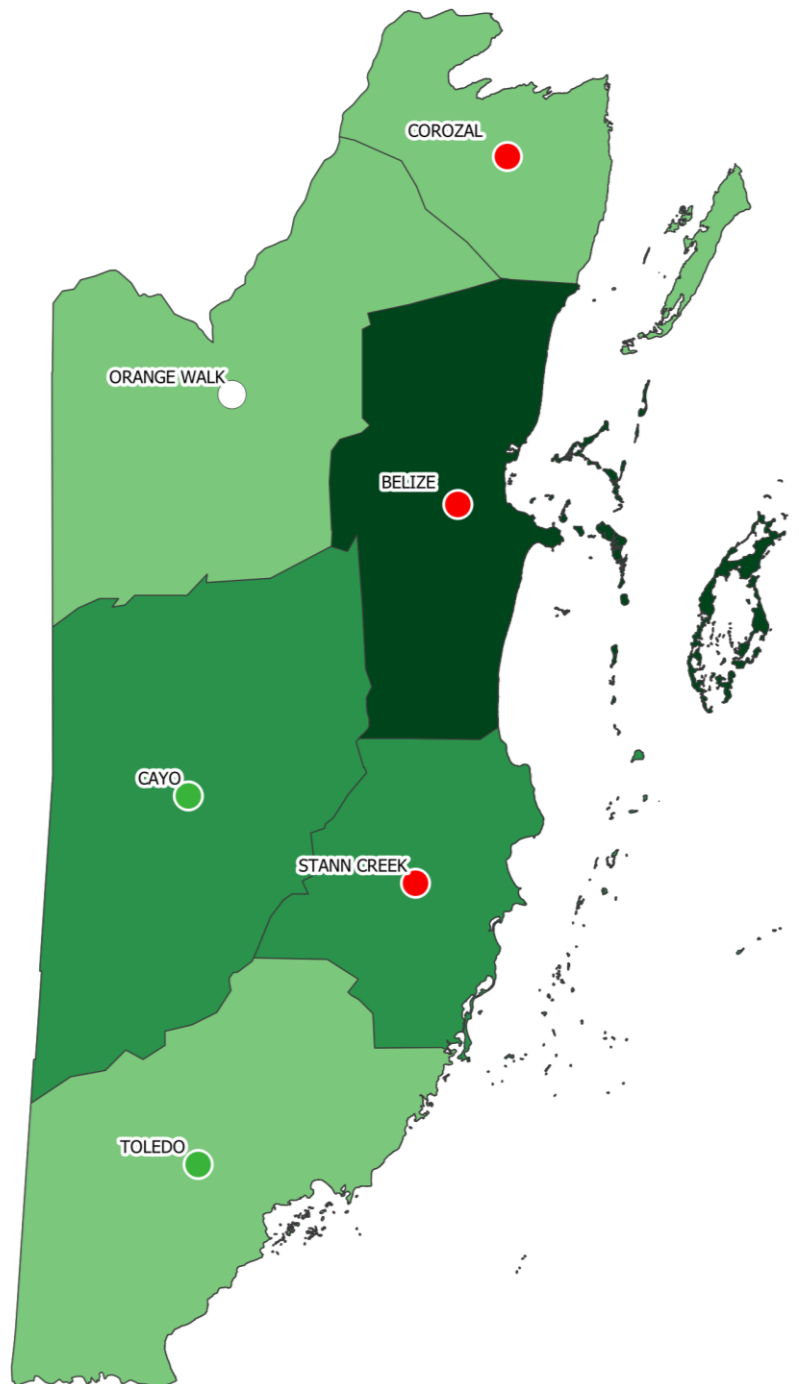
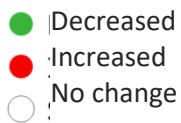
Four in five murders were registered in the districts of Belize and Cayo. In four out of the six districts, there was a rise in the total number of victims of murder as compared to the first half of 2021. Belize, Corozal, Orange Walk, and Stann Creek; while two districts reported reductions: Cayo and Toledo.



Total murder victims  
First half of 2022



Variance in total murder victims  
First half 2022 – first half 2021



Approximately one in two major crimes were registered in the Belize District. Three out of six districts registered a rise in the total number of major crimes as compared to the first half of 2021: Belize, Corozal, and Toledo; while three districts reported reductions: Cayo, Orange Walk and Stan Creek.

Total major crimes  
First half of 2022

- 0
- 1 - 19
- 20 - 35
- 36 - 90
- 91 - 221

Variance in total major crimes  
First half 2022 – first half 2021

- Decreased
- Increased
- No change

