



InfoSEGURA



Citizen Security Analysis for 2020

# COSTA RICA



## Analysis of the State of Citizen Security in Costa Rica

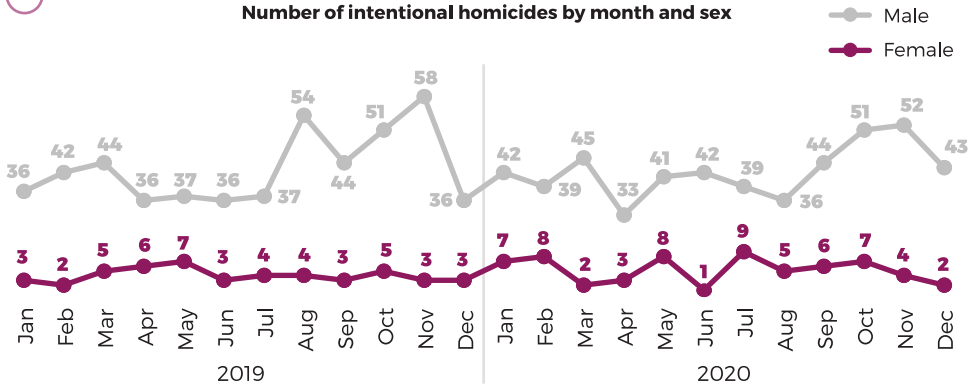
- Crimes against life
- Intrafamily violence
- Sexual crime
- Property crime

# Crimes against life

## Intentional Homicide

During 2020, 570 victims of intentional homicide were registered (6 more victims as compared to 2019), 507 (89%) were male and 62 (11%) female.

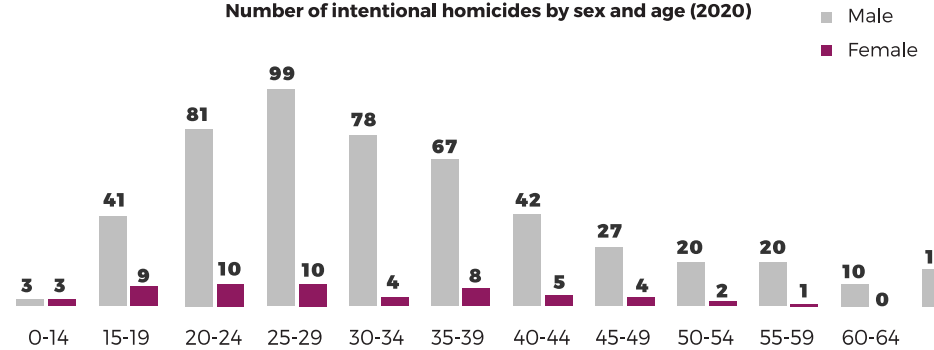
Number of intentional homicides by month and sex



Source: Judicial Investigation Department

In males, the age bracket with the highest number of homicides was 30 to 50 year olds (43%), while in females, the greatest percentage (40%) was among those ages 18 to 29.

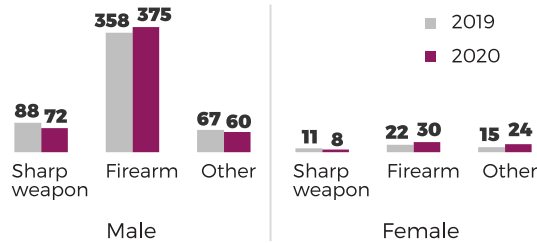
Number of intentional homicides by sex and age (2020)



Source: Judicial Investigation Department

71% of intentional homicide involved a firearm (405), 14% a sharp weapon (80), and 15% with another type of weapon (85).

Number of intentional homicides by type of weapon



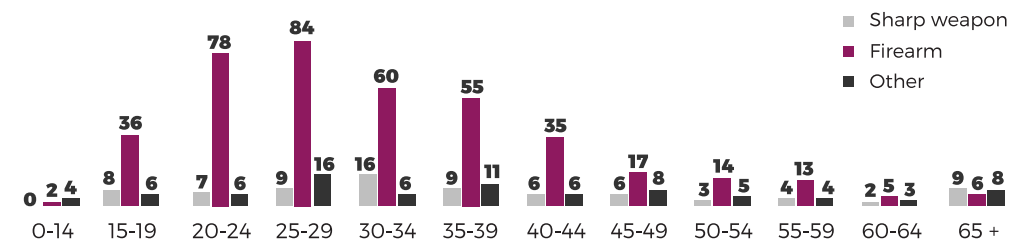
Source: Judicial Investigation Department

Analyzing by sex, in the case of males, most (74%) were committed with a firearm.

In the case of females 48% of deaths were committed with a firearm, followed by other types of weapons at 39%.

Firearms are most used in intentional homicide, except in cases involving under the age of 15 or 65 and over.

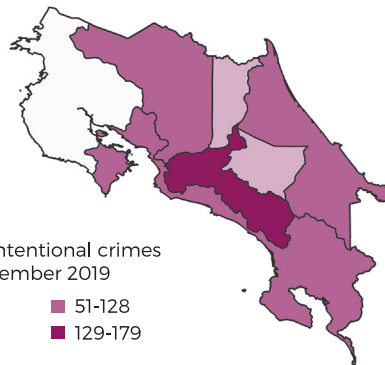
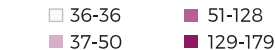
Number of intentional homicides by age and type of weapon (2020)



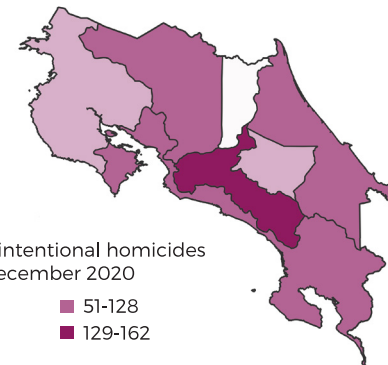
Source: Judicial Investigation Department

San Jose and Limon were the provinces with the greatest number of victims with 162 and 129 respectively. As compared to the previous year, there is a (-10%) reduction in the capital city, and a rise (11%) in Limon. The pacific coast (Puntarenas province), also recorded a rise (9%).

Number of intentional crimes January-December 2019



Number of intentional homicides January - December 2020



Source: Judicial Investigation Department

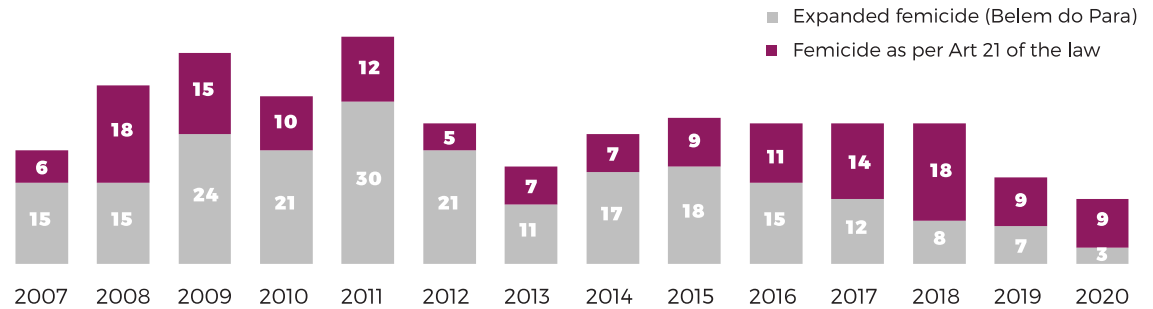
# Femicide

**In 2020, as of 31 December, out of a total of 61 violent deaths of women, 12 femicides had been registered.**

Apart from 12 femicides recorded by the Inter-institutional Subcommission on Femicide Prevention, **out of the 61 aforementioned deaths, 9 were considered homicides** but not femicides and 40 with classification pending, as police and expert reports or reviews are in process.

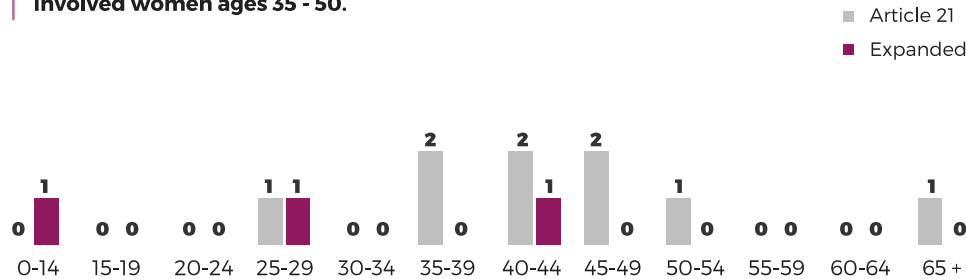
Note: As of 27 January 2021, with data provided by the Deputy Prosecutor's Office for Gender, Judiciary Statistics Sub-process, and Inter-institutional Subcommission on Femicide Prevention

Number of femicides classified by type

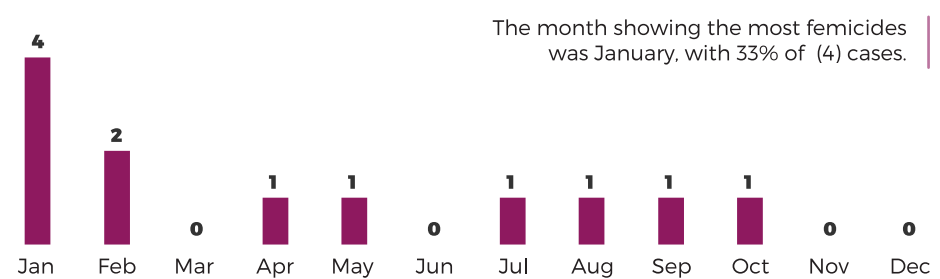


Age-based analysis shows that most femicides (58%) involved women ages 35 - 50.

Number of femicides by age and classification (2020)



Number of femicides by month in 2020



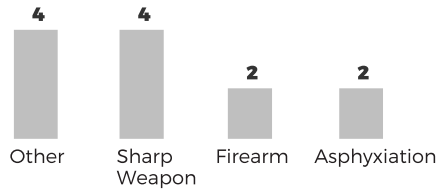
Two in three femicides took place in the first quarter of the year.

The month showing the most femicides was January, with 33% of (4) cases.

Note: As of 27 January 2021, with data provided by the Deputy Prosecutor's Office for Gender, Judiciary Statistics Sub-process, and Inter-institutional Subcommission on Femicide Prevention.

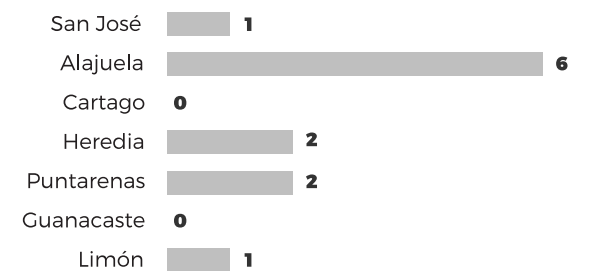
Two in three femicides involved the use of a sharp weapon or another object.

Number of femicides by type of weapon (2020)



This pattern differs from intentional homicide, where firearms are predominant, both in males and females as well.

Number of femicides by province (2020)



Alajuela province recorded the greatest number of femicides in 2020.

Note: As of 27 January 2021, with data provided by the Deputy Prosecutor's Office for Gender, Judiciary Statistics Sub-process, and Inter-institutional Sub-commission for Femicide Prevention.

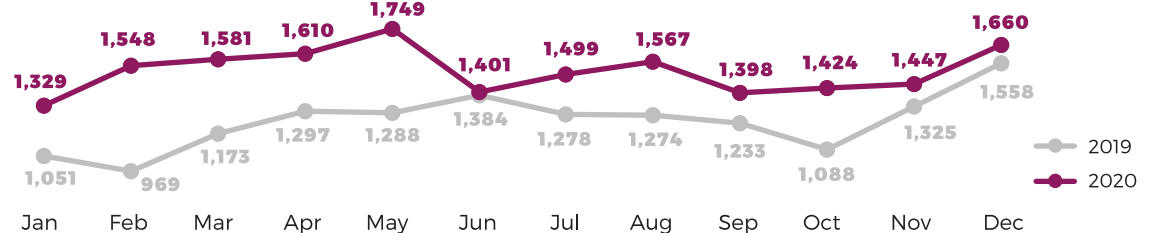
# Intrafamily violence

**There was a rise in the number of cases of intrafamily violence in 2020**

They increased by 19.4% as compared to 2019. This represents 9 more reports per day in 2020 than in the previous year.

Source: Ministry of Public Security.

Number of registered instances of intrafamily violence per month



# Sexual crime

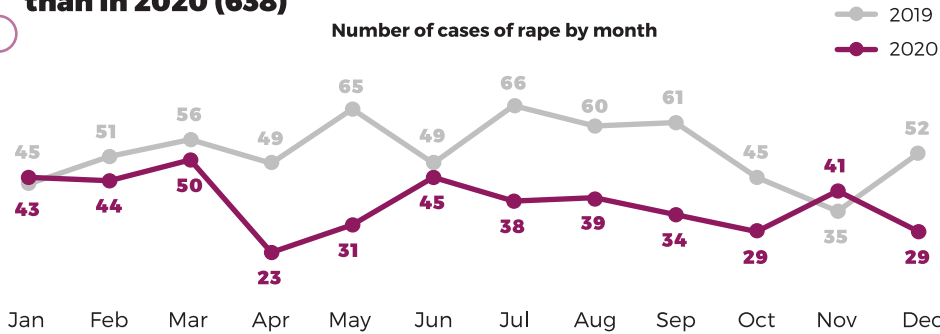
## Rape

**In all, 448 cases of rape were recorded in 2020. There were 190 fewer instances than in 2019 (638)**

**There was a steep drop during the lockdown months (March, April and May) and a spike in the reopening month (45 cases in June).**

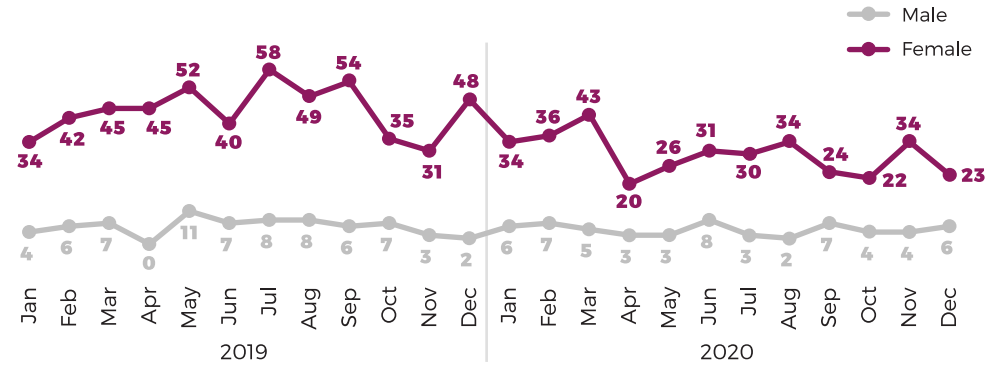
**In 2020, about 9 in 10 complaints of rape were reported by women.** This percentage is similar to records in 2019 (88.5%).

Number of cases of rape by month



Source: Judicial Investigation Department

Number of cases of rape by sex and by month

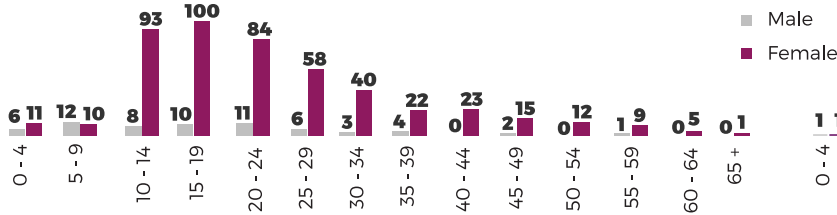


**An examination of reports by age group shows a greater percentage made by people ages 15 to 19 (92 reports, 85 by females and 7 by males). This is similar to 2019.**

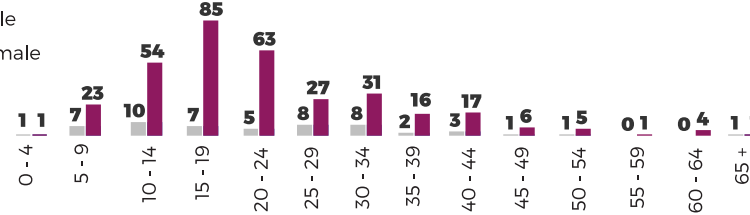
**San Jose province accounted for most reports of rape in 2019 as well as 2020.**

**In 2020, 52 were detained for street sexual harassment. 67% of the cases had been detained for pursuing or cornering women.**

Number of instances of rape by sex and age group (2019)

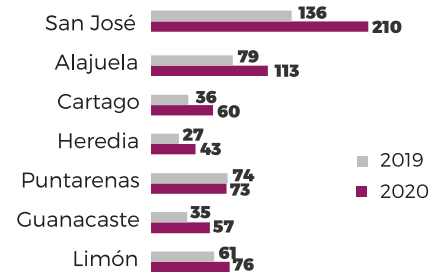


Number of instances of rape by sex and age group (2020)



Source: Judicial Investigation Department.

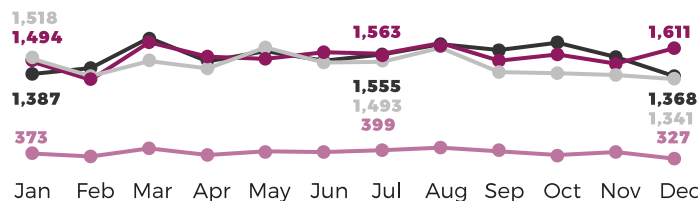
Number of cases of rape by province



## Property crimes

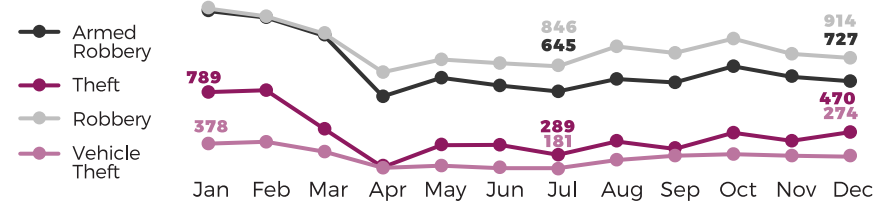
**There was a drop in the crime figures when comparing January to December 2020 with the same period in 2019.**

Number of instances by month in 2019



When comparing periods, reports with the greatest percentage variation were theft (-71%), armed robbery (-45%), robbery (-32%), and vehicle theft (-30%)

Number of instances by month in 2020



Source: Judicial Investigation Department.

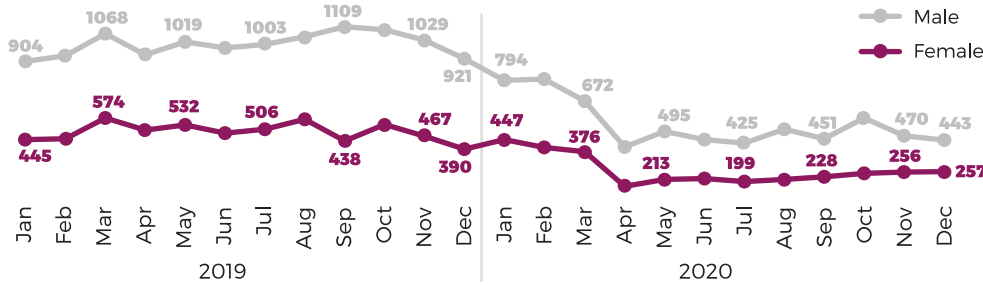
## Armed robbery

**In all, a total of 10,113 cases of armed robbery were recorded in 2020**

This shows a decline as compared to 2019, coinciding with the enforcement of measures to restrict mobility in response to the pandemic.

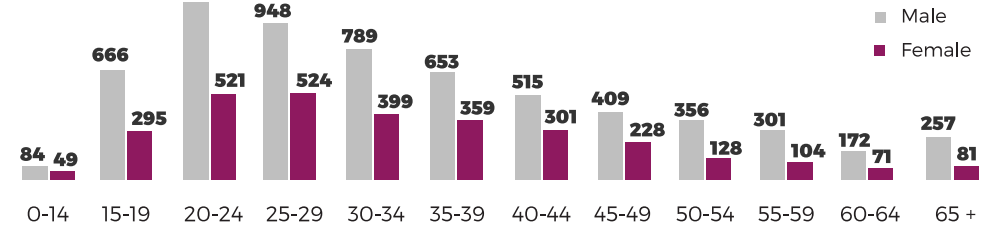
In 2020, two in three victims of armed robbery were male. Also, the greatest percentage of victims were young, ages 15 to 29 (43%). This percentage is similar in males (43%), and in women (44%) as well.

Number of armed robberies by sex and month



Source: Judicial Investigation Department.

Number of armed robberies by sex and age (2020)



## Theft

**A total of 5,366 thefts were recorded in 2020**

Starting in January 2020, a significant drop in reports of theft was registered. This downward trend stabilized in May, and continued through the end of the year. The percentages of males and females was quite similar in 2020.

## Robbery

**A total of 11,967 robberies were recorded in 2020**

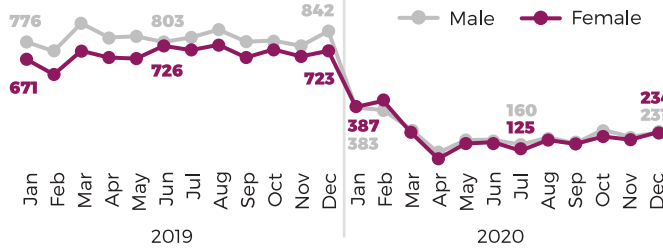
In 2020, the number of reports was lower than in 2019 every month of the year. The greatest percentage of reports were placed by males (61%).

## Vehicle Theft

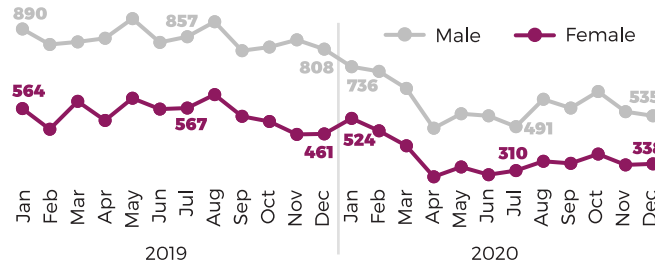
**A total of 3,207 vehicle thefts were recorded in 2020**

A decline in vehicle theft was recorded during lock-down months, with a spike in subsequent months. Four in five reports of vehicle theft in 2020 were placed by males.

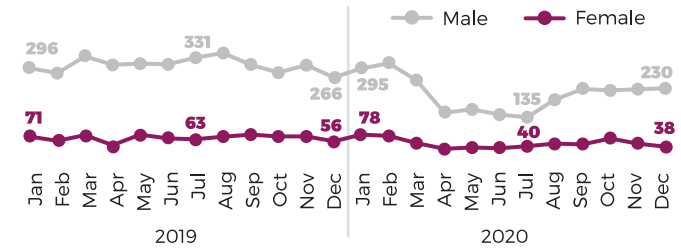
Number of thefts by sex and month



Number of robberies by sex and month

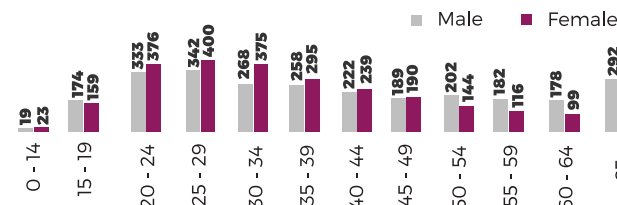


Number of vehicle thefts by sex and month



One in three cases were theft targeted a young person (ages 15-29). This percentage was similar in males (32%) and females (37%).

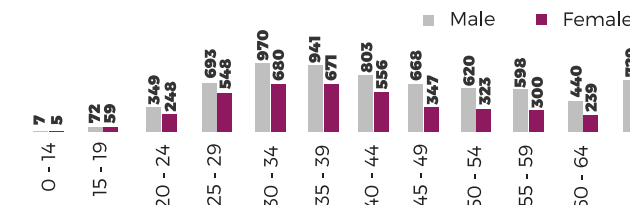
Number of thefts by sex and age bracket (2020)



Source: Judicial Investigation Department.

Over half (53%) of those who reported robberies were between 25 and 44 years old. In males, this proportion is slightly lower (49%), whereas in females it was higher (58%).

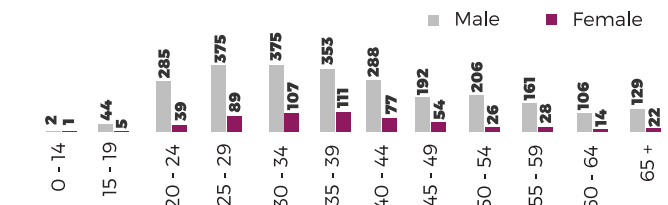
Number of robberies by sex and age bracket (2020)



Source: Judicial Investigation Department.

46% of those who reported robberies were between 25 and 39 years old. In males the proportion was similar, whereas in females it was 54%.

Number of vehicle thefts by sex and age bracket (2020)



Source: Judicial Investigation Department.