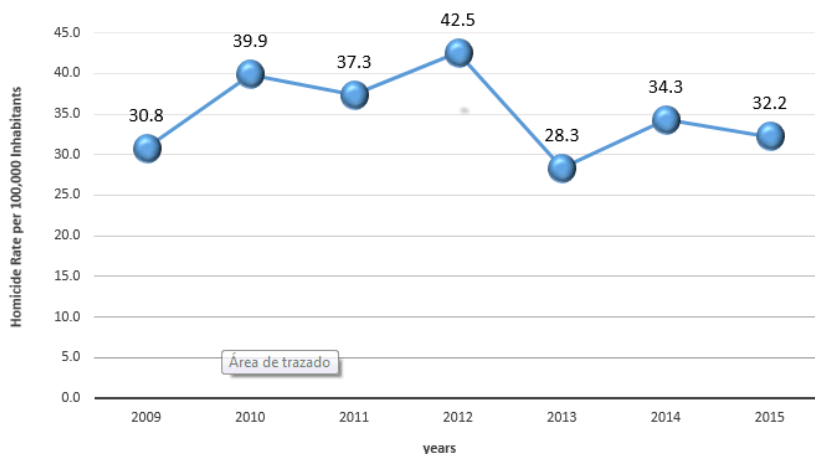


INFORMATION ON CITIZEN SECURITY



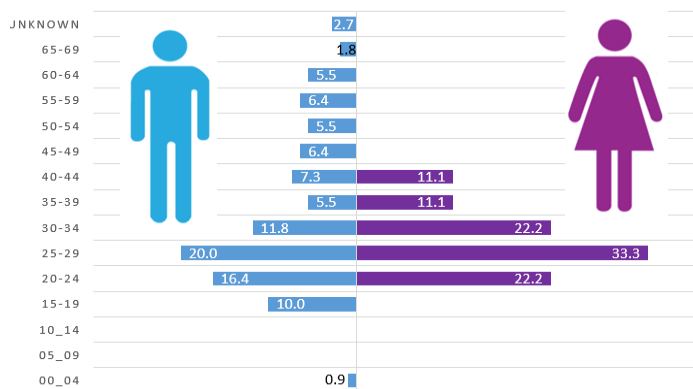
Updated data

Homicide rate per 100,000 inhabitants. Belize 2009-2015



Source: Ministry of National Security
 Developed by UNDP. InfoSegura Project
 Updated: February 2016. Data subject to change

Homicide per age group and sex. Belize January – December 2015



Source: Ministry of National Security
 Developed by UNDP. InfoSegura Project
 Updated: February 2016, Data subject to change

Regional Rates (2015)

COUNTRIES	HOMICIDE RATE PER 100,000 INHABITANTS
Belize	32.2
Costa Rica	11.7*
El Salvador	103
Guatemala	29.5
Honduras	60.0
Panama	12.4
Dominican Republic	18.8

* Subject to verification

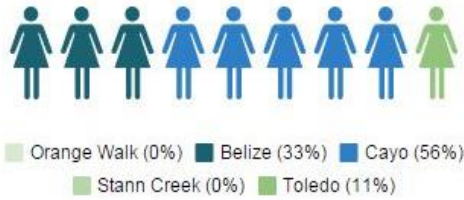
Existing Policies

- National Plan of Action for Children and Adolescents
- National Gender-Based Violence Plan of Action
- RESTORE Belize Strategic Plan
- National Youth Development Policy of Belize

Decision-making Bodies

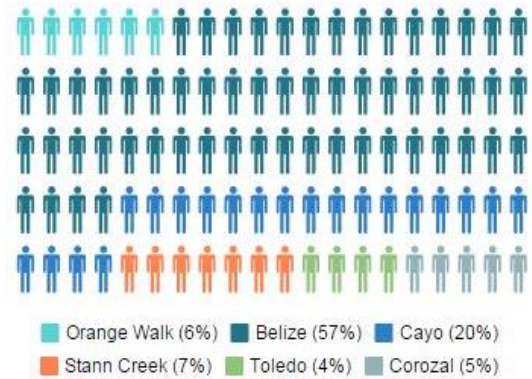
- CEO Caucus
- Security Services Commission
- National Human Development Advisory Committee
- National Women's Commission
- Anti-Trafficking in Persons Technical Committee
- Crime Control Counsel

Homicide-Female. Belize January-December 2015



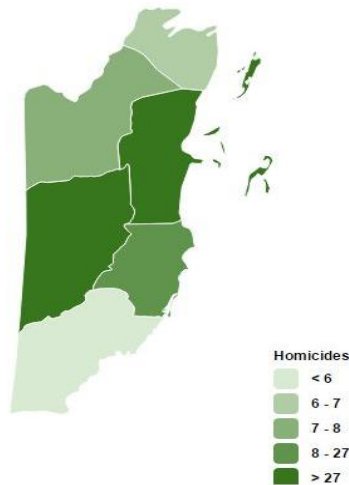
Source: National Security Council Secretariat.

Homicide-Male. Belize January-December 2015



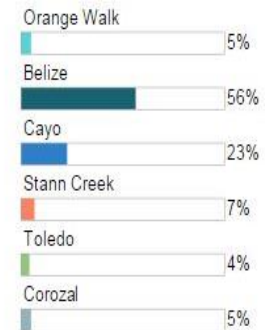
Source: National Security Council Secretariat.

Number of homicides by district. Belize January-December 2015



Source: National Security Council Secretariat.

Homicide by district (%) Belize January-December 2015



Source: National Security Council Secretariat, Belize.

Knowledge Management in Citizen Security - InfoSegura Project. Belize 2015-2016

Organization	Developing Research
Great Belize Research Center/Great Belize Productions	Analysis of the National Gender-Based Violence Plan of Action 2010-2013 for Belize: Gaps and Needs

Infosegura Regional Project Coordinating Unit

For more information:
infosegura@undp.org

Phone: (503) 2263 0066
Fax: (503) 2209 3588